



May 19, 2021





Monthly coalition meeting





# Today's agenda

| №   | Agenda-Items  | Time  | Lead                                   |
|-----|---|-------|--|
| 1.  | Welcome, introductions and Team-Building  | 9:00  | Sara Cooley-Broschart<br>WHY-Co-Chair  |
| 2.  | HIDTA   | 9:30  | Steve Freng<br>Agency                  |
| 3.  | Presentation Topics-prioritization Menti-word-cloud   | 10:00 | Kasey/Martha                           |
| 4.  | Hot Topics<br><ul style="list-style-type: none"> <li>• → Leg-Wrap-up</li> <li>□ → Interim-education-opportunities</li> </ul> Delta-8-THC-Ad-Hoc | 10:20 | Discussion<br>Julie/Megan<br>Christine |
| 5.  | • → Break   | 10:40 | ''                                     |
| 6.  | Action<br><ul style="list-style-type: none"> <li>• → WASAVP</li> <li>• → Prevention-Voices</li> </ul>   | 10:50 | Stacey<br>Alyssa<br>''                 |
| 7.  | • → Communications-Team-Update  | 11:10 | Julee                                  |
| 8.  | Meeting-wrap-up   | 11:25 | Martha                                 |
| 9.  | Round-Table-Member-updates  | 11:30 | ''                                     |
| 10. | Adjourn   | 12:00 | Sara Cooley-Broschart<br>WHY-Co-Chair  |

# Opening question

What is your favorite protective factor?

| <b>RISK FACTORS</b><br>Risk factors increase the likelihood young people will develop health and social problems.  | <b>DOMAIN</b>   | <b>PROTECTIVE FACTORS</b><br>Protective factors help buffer young people with high levels of risk factors from developing health and social problems.  |
|--|---|--|
| <ul style="list-style-type: none"> <li>• Low community attachment</li> <li>• Community disorganisation</li> <li>• Community transitions and mobility</li> <li>• Personal transitions and mobility</li> <li>• Laws and norms favourable to drug use</li> <li>• Perceived availability of drugs</li> <li>• Economic disadvantage (not measured in youth survey)</li> </ul>           |    | <ul style="list-style-type: none"> <li>• Opportunities for prosocial involvement in the community</li> <li>• Recognition of prosocial involvement</li> <li>• Exposure to evidence-based programs and strategies (some are measured in youth survey)</li> </ul> |
| <ul style="list-style-type: none"> <li>• Poor family management and discipline</li> <li>• Family conflict</li> <li>• A family history of antisocial behaviour</li> <li>• Favourable parental attitudes to the problem behaviour</li> </ul>   |    | <ul style="list-style-type: none"> <li>• Attachment and bonding to family</li> <li>• Opportunities for prosocial involvement in the family</li> <li>• Recognition of prosocial involvement</li> </ul>  |
| <ul style="list-style-type: none"> <li>• Academic failure (low academic achievement)</li> <li>• Low commitment to school</li> <li>• Bullying</li> </ul>  |    | <ul style="list-style-type: none"> <li>• Opportunities for prosocial involvement in school</li> <li>• Recognition of prosocial involvement</li> </ul>  |
| <ul style="list-style-type: none"> <li>• Rebelliousness</li> <li>• Early initiation of problem behaviour</li> <li>• Impulsiveness</li> <li>• Antisocial behaviour</li> <li>• Favourable attitudes toward problem behaviour</li> <li>• Interaction with friends involved in problem behaviour</li> <li>• Sensation seeking</li> <li>• Rewards for antisocial involvement</li> </ul> |  | <ul style="list-style-type: none"> <li>• Social skills</li> <li>• Belief in the moral order</li> <li>• Emotional control</li> <li>• Interaction with prosocial peers</li> </ul>  |

| <b>RISK FACTORS</b><br>Risk factors increase the likelihood young people will develop health and social problems.  | <b>DOMAIN</b>   | <b>PROTECTIVE FACTORS</b><br>Protective factors help buffer young people with high levels of risk factors from developing health and social problems.  |
|--|---|--|
| <ul style="list-style-type: none"> <li>• Low community attachment</li> <li>• Community disorganisation</li> <li>• Community transitions and mobility</li> <li>• Personal transitions and mobility</li> <li>• Laws and norms favourable to drug use</li> <li>• Perceived availability of drugs               <ul style="list-style-type: none"> <li>• Economic disadvantage (not measured in youth survey)</li> </ul> </li> </ul>   |    | <ul style="list-style-type: none"> <li>• Opportunities for prosocial involvement in the community               <ul style="list-style-type: none"> <li>• Recognition of prosocial involvement</li> <li>• Exposure to evidence-based programs and strategies (some are measured in youth survey)</li> </ul> </li> </ul> |
| <ul style="list-style-type: none"> <li>• Poor family management and discipline               <ul style="list-style-type: none"> <li>• Family conflict</li> </ul> </li> <li>• A family history of antisocial behaviour</li> <li>• Favourable parental attitudes to the problem behaviour</li> </ul>   |    | <ul style="list-style-type: none"> <li>• Attachment and bonding to family</li> <li>• Opportunities for prosocial involvement in the family</li> <li>• Recognition of prosocial involvement</li> </ul>  |
| <ul style="list-style-type: none"> <li>• Academic failure (low academic achievement)</li> <li>• Low commitment to school</li> <li>• Bullying</li> </ul>  |    | <ul style="list-style-type: none"> <li>• Opportunities for prosocial involvement in school</li> <li>• Recognition of prosocial involvement</li> </ul>  |
| <ul style="list-style-type: none"> <li>• Rebelliousness</li> <li>• Early initiation of problem behaviour               <ul style="list-style-type: none"> <li>• Impulsiveness</li> <li>• Antisocial behaviour</li> </ul> </li> <li>• Favourable attitudes toward problem behaviour</li> <li>• Interaction with friends involved in problem behaviour               <ul style="list-style-type: none"> <li>• Sensation seeking</li> </ul> </li> <li>• Rewards for antisocial involvement</li> </ul> |  | <ul style="list-style-type: none"> <li>• Social skills</li> <li>• Belief in the moral order               <ul style="list-style-type: none"> <li>• Emotional control</li> </ul> </li> <li>• Interaction with prosocial peers</li> </ul>  |

# Agency updates

Steve Freng, HIDTA

# Northwest High Intensity Drug Trafficking Area (HIDTA) Update

---

Washington Healthy Youth  
Coalition

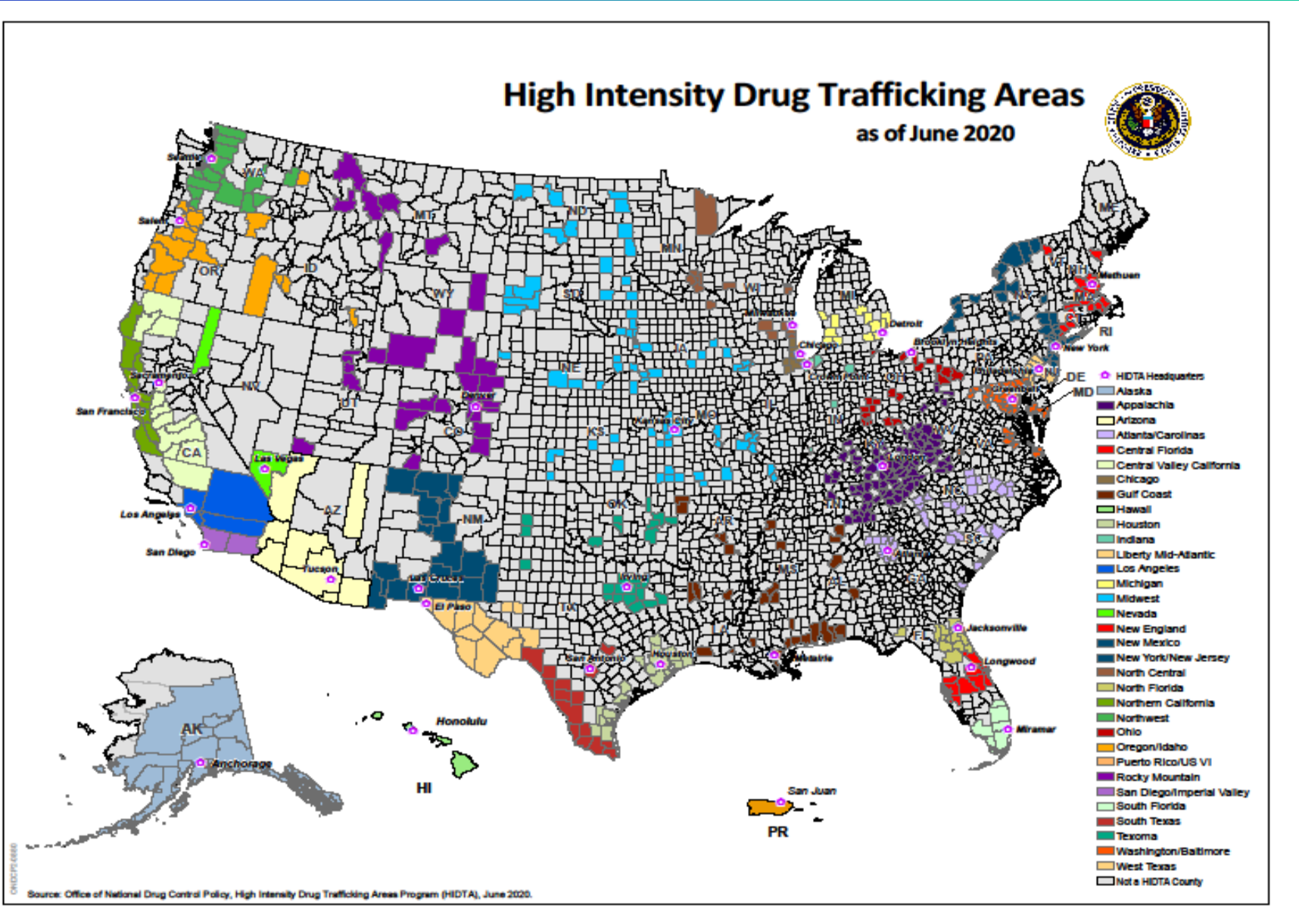
MS Teams Meeting  
May 21, 2021

Steven Freng, Psy.D., MSW  
NW HIDTA Prevention/Treatment Manager

# What is a HIDTA?

**“HIGH INTENSITY DRUG TRAFFICKING AREA”**

HIDTAs are part of the national drug control strategy. They are grant programs managed by the Office of National Drug Control Policy, awarded to geographic areas that are considered to be critical centers of drug production, manufacturing, importation, distribution and/or chronic consumption.





# Northwest HIDTA Strategy

---

Combining Public Safety and Public Health Approaches:


## ENFORCEMENT

Investigative Support  
Task Force Support

## PREVENTION

Community Coalition  
Support

Public Education &  
Awareness



## TREATMENT

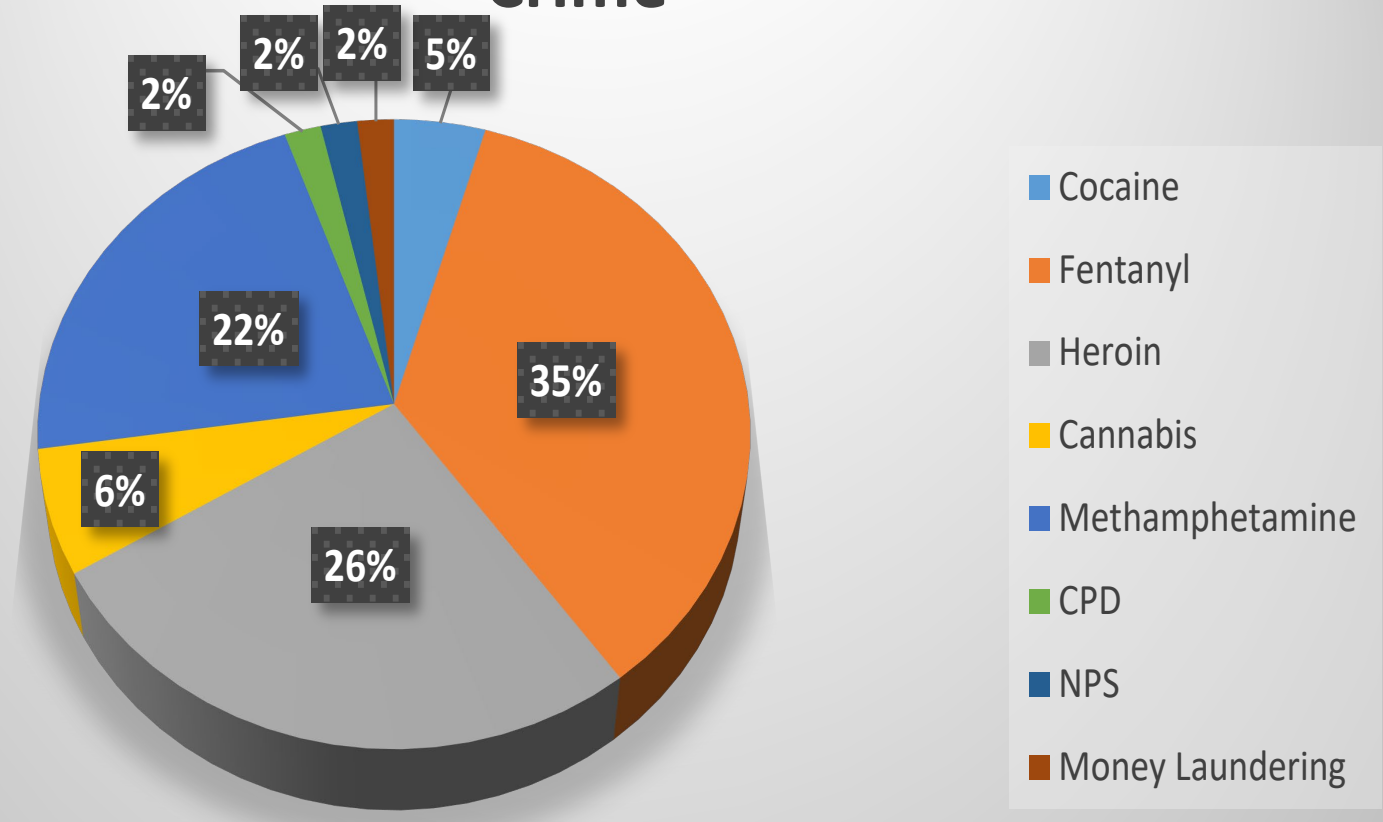
Drug Court  
Programs

Data Management  
& Evaluation

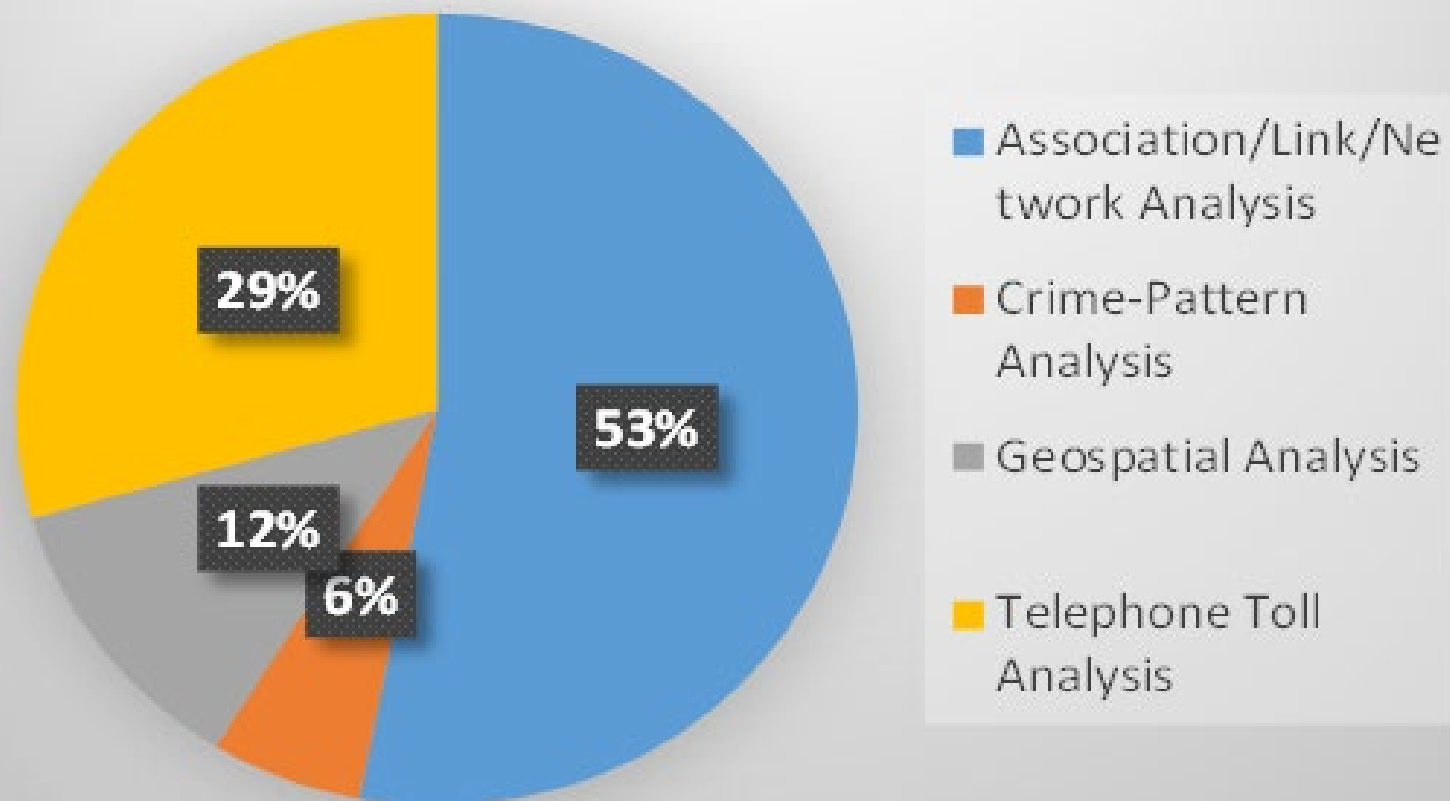
# Investigative Support Center (ISC) Primary Components

- **Information Services Unit**
  - Officer Safety
  - Deconfliction
- **Analytical Unit**
  - Intelligence Research/Strategic Studies
  - Tactical Analysis
  - Case Support
- **Administrative Unit**
  - Technical Equipment & Services, Database Management, Fiscal Management, Training

# Weekly RIS Intel Submission Related Crime



# Analytical Product Types

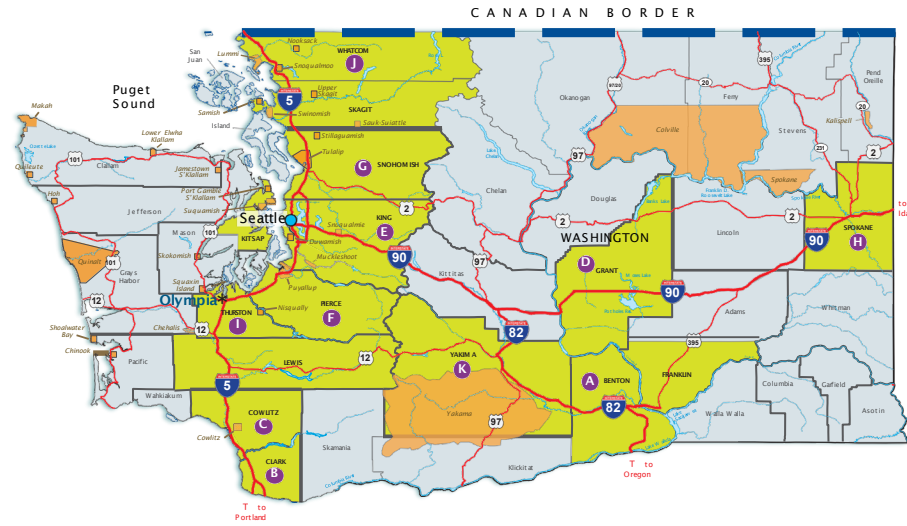




# NORTHWEST HIGH INTENSITY DRUG TRAFFICKING AREA

## Washington State

- HIDTA Counties
- Tribal Lands
- \* State Capital
- Northwest HIDTA Office



## Enforcement Initiatives

- |  |   |
|--|---|
| <ul style="list-style-type: none"> <li><b>A BENTON COUNTY</b><br/>DEA Tri-Cities HIDTA Task Force</li> <li><b>B CLARK COUNTY</b><br/>Clark-Vancouver Drug Task Force</li> <li><b>C COWLITZ COUNTY</b><br/>Cowlitz-Wahkiakum Narcotics Task Force</li> <li><b>D GRANT COUNTY</b><br/>Interagency Narcotics Enforcement Team (INET)</li> <li><b>E KING COUNTY</b><br/>HSI HIDTA Task Force<br/>Pacific NW Violent Offender Task Force<br/>Seattle HIDTA DEA Transportation Group<br/>Seattle DEA HIDTA Task Force<br/>Seattle Safe Streets Task Force</li> </ul> | <ul style="list-style-type: none"> <li><b>F PIERCE COUNTY</b><br/>Pierce County Task Force<br/>DEA Tacoma Regional Task Force</li> <li><b>G SNOHOMISH COUNTY</b><br/>Snohomish Regional Drug Task Force</li> <li><b>H SPOKANE COUNTY</b><br/>Spokane DEA HIDTA Drug Task Force<br/>Spokane Regional Safe Streets Task Force</li> <li><b>I THURSTON COUNTY</b><br/>Thurston County Narcotics Task Force<br/>WSP SWAT</li> <li><b>J WHATCOM COUNTY</b><br/>Northwest Border Task Force<br/>DEA Bellingham Regional HIDTA Task Force</li> <li><b>K YAKIMA COUNTY</b><br/>Law Enforcement Against Drugs (LEAD) Task Force<br/>Yakima DEA</li> </ul> |
|--|---|

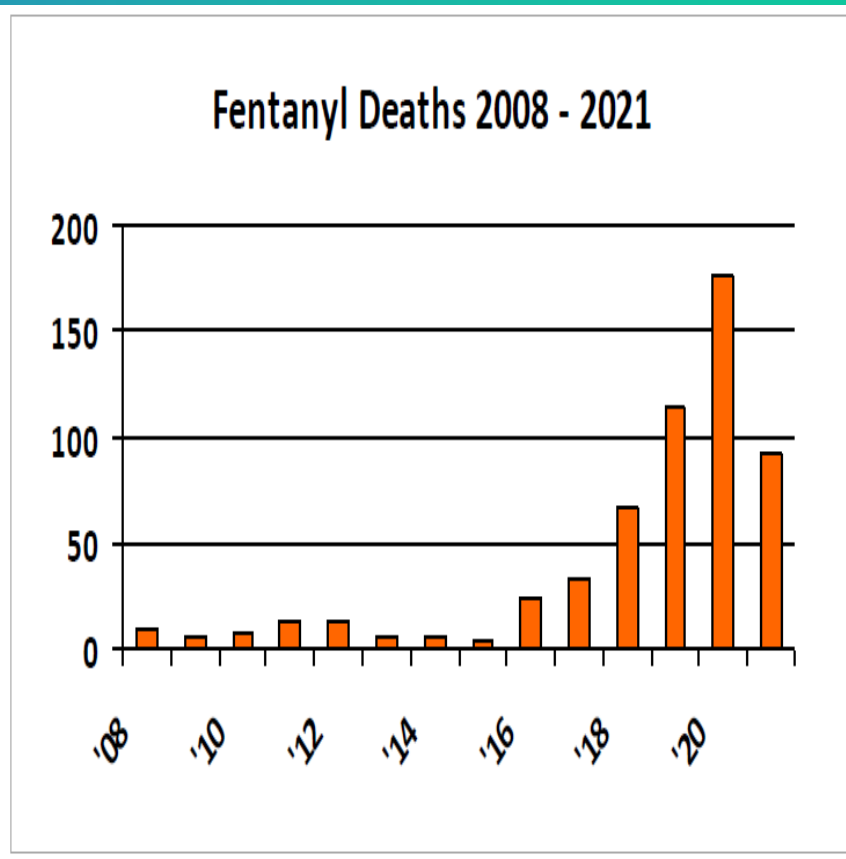
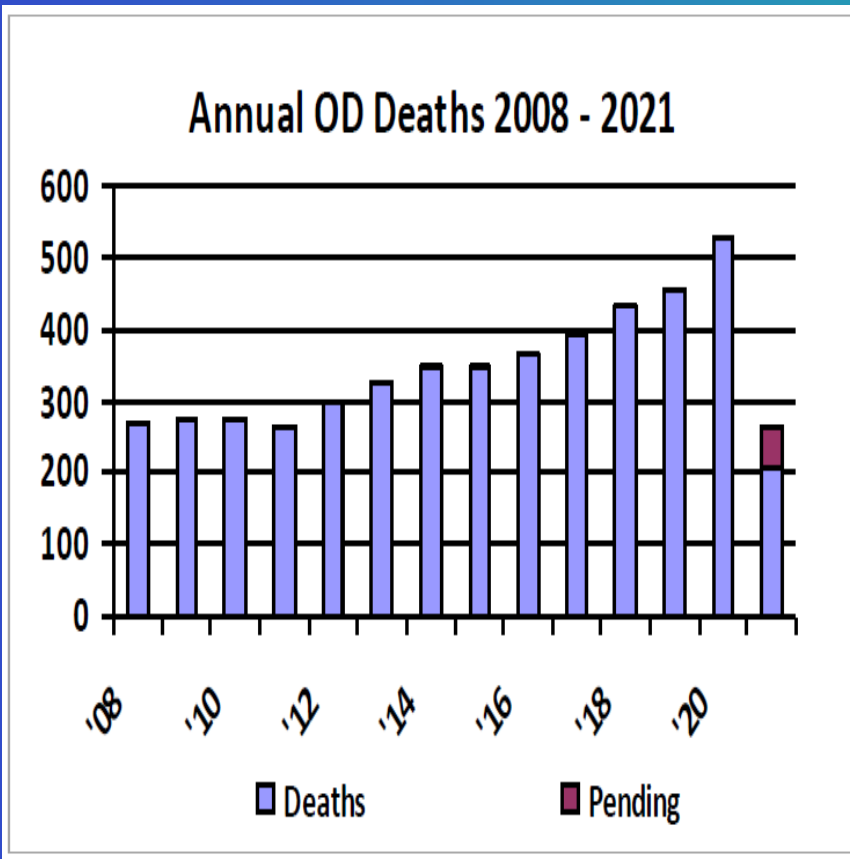
## Tribal Lands indicated on map

- |   |  |   |   |
|---|--|---|---|
| <ul style="list-style-type: none"> <li>• Confederated Tribes of the Chehalis Reservation</li> <li>• Confederated Tribes of the Colville Reservation</li> <li>• Cowlitz Indian Tribe</li> <li>• Hoh Tribe</li> <li>• Jamestown S'Klallam Tribe</li> <li>• Kalispel Tribe of Indians</li> </ul> | <ul style="list-style-type: none"> <li>• Lower Elwha Klallam Tribe</li> <li>• Lummi Nation</li> <li>• Makah Tribe</li> <li>• Muckleshoot Tribe</li> <li>• Nisqually Indian Tribe</li> <li>• Nooksack Indian Tribe</li> <li>• Port Gamble S'Klallam Tribe</li> <li>• Puyallup Tribe of Indians</li> </ul> | <ul style="list-style-type: none"> <li>• Quileute Nation</li> <li>• Quinault Indian Nation</li> <li>• Samish Indian Nation</li> <li>• Sauk-Suiattle Indian Tribe</li> <li>• Shoalwater Bay Tribe</li> <li>• Skokomish Indian Tribe</li> <li>• Snoqualmie Tribe</li> <li>• Spokane Tribe of Indians</li> </ul> | <ul style="list-style-type: none"> <li>• Squaxin Island Tribe</li> <li>• Stillaguamish Tribe of Indians</li> <li>• Suquamish Tribe</li> <li>• Swinomish Indian Tribe</li> <li>• Tulalip Tribes</li> <li>• Upper Skagit Indian Tribe</li> <li>• Yakama Nation</li> </ul> |
|---|--|---|---|

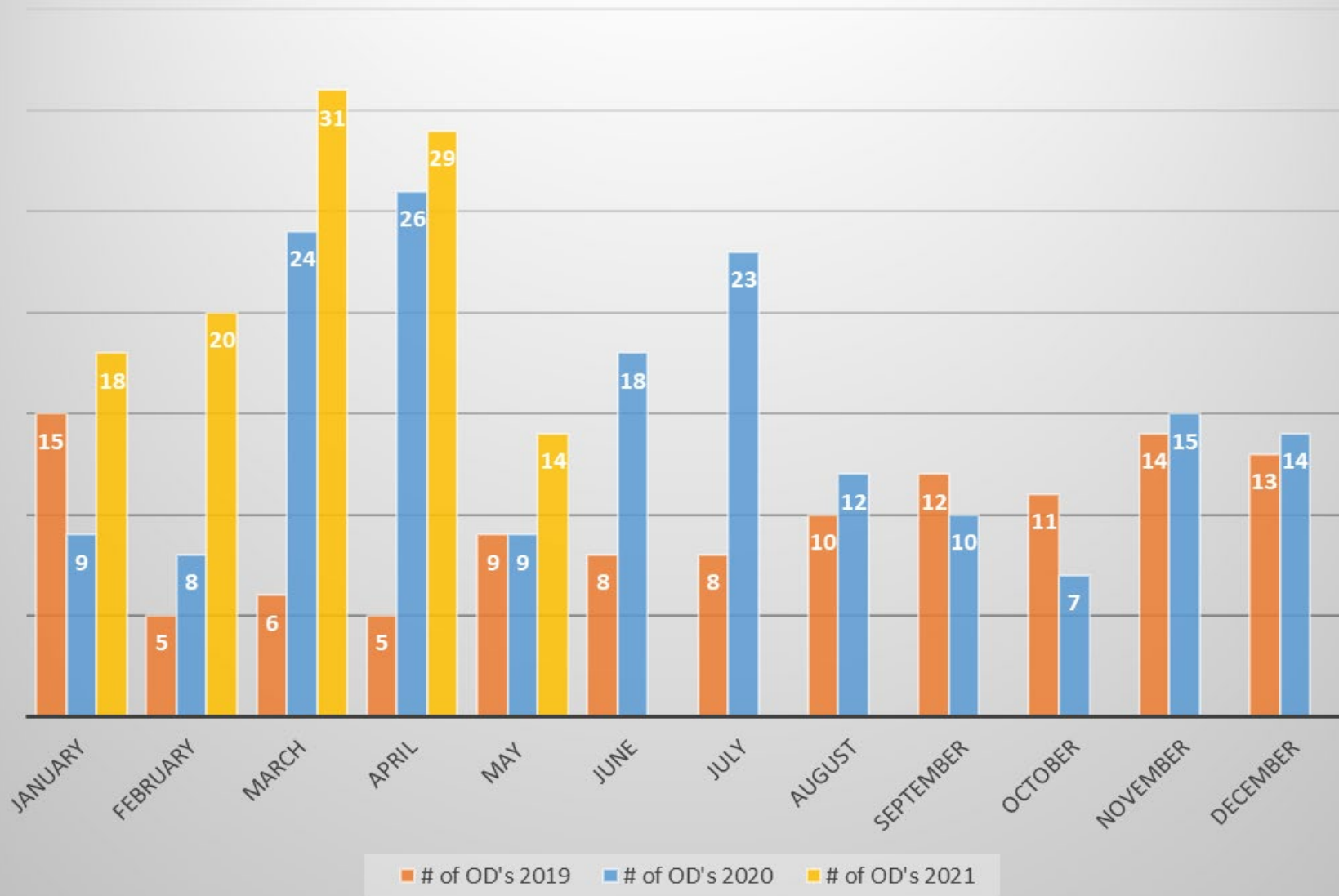
# Counterfeit 30 Milligram Oxycodone Pills Containing Fentanyl



# King County Medical Examiner's Weekly Update (5/15/21)

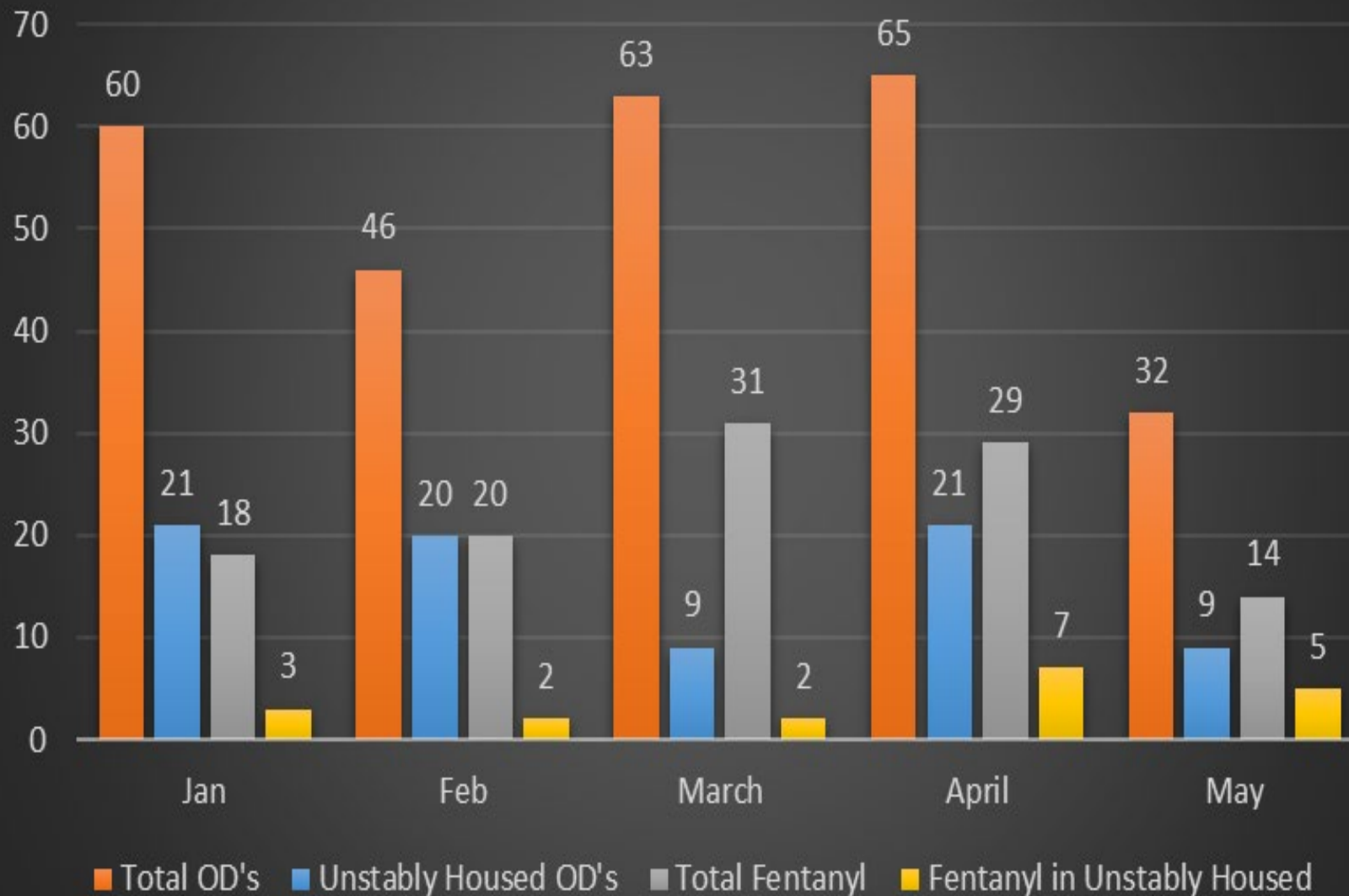


### Comparison of Fatal Fentanyl OD's by Month & Year



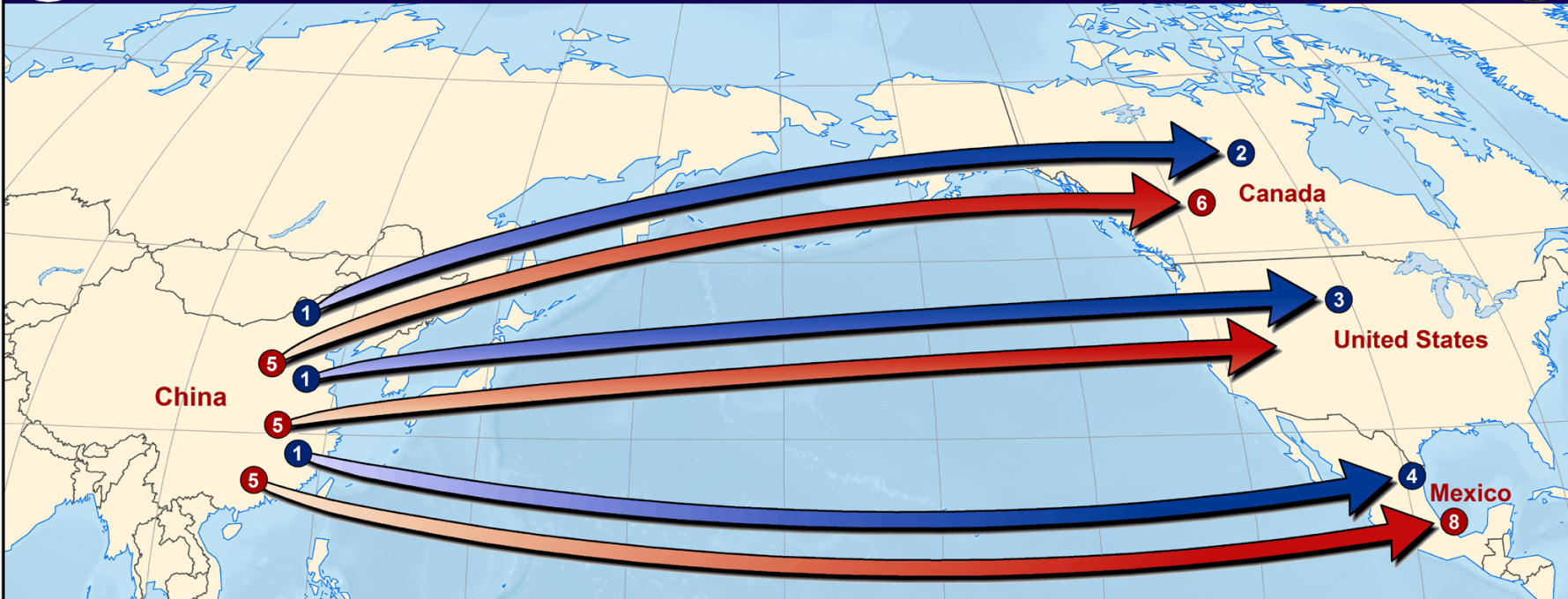


## Unstably Housed OD Comparison

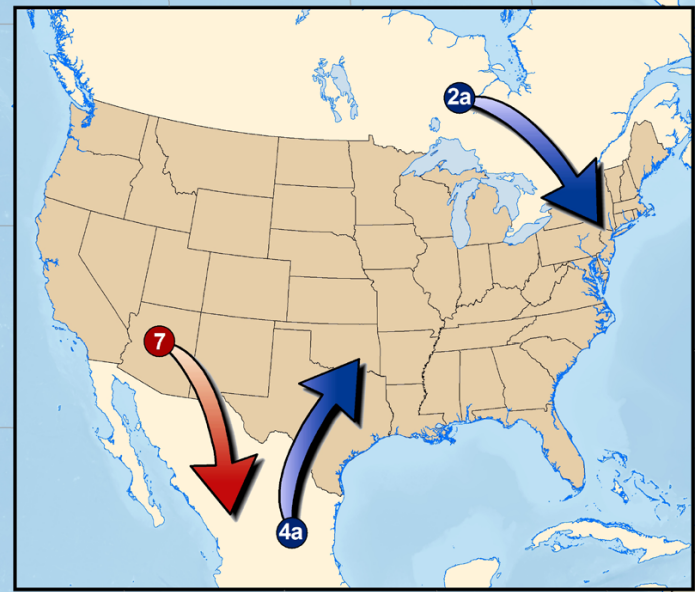




### (U) Illicit Fentanyl and Fentanyl Precursor Flow Originating in China



- 1 Fentanyls in powder form and pill presses are shipped via mail services.
- 2 The powder fentanyls are processed and mixed with heroin, or sold as heroin, or pressed into pills and sold in the Canadian drug market.
  - 2a Some fentanyl products are smuggled from Canada into the United States for sale, on a smaller scale.
- 3 The powder fentanyls are processed and mixed with heroin, or sold as heroin, or pressed into pills and sold in the United States drug market.
- 4 The powder fentanyls are cut and diluted for further smuggling, or pressed into counterfeit prescription pills.
  - 4a Diluted powder fentanyls and counterfeit prescription pills containing fentanyl are smuggled from Mexico into the United States.
- 5 Precursors for manufacturing fentanyls are shipped via mail services.
- 6 Precursors are used to manufacture fentanyls in clandestine laboratories.
- 7 Precursors are likely smuggled across the Southwest border into Mexico to manufacture fentanyls.
- 8 Precursors are likely used to manufacture fentanyls in clandestine laboratories.

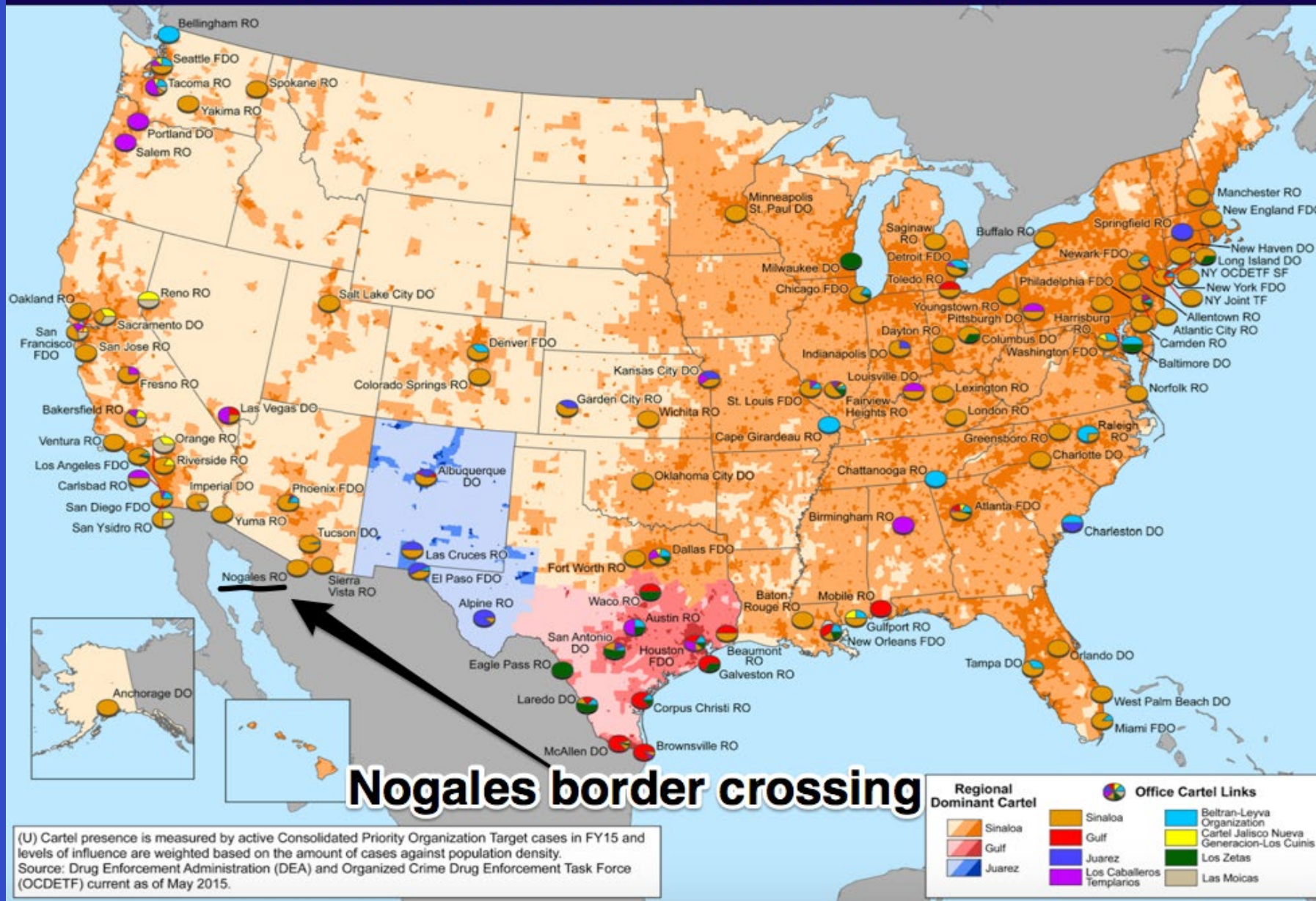


The Sinaloa cartel is responsible for 80 percent of the fentanyl seized by the DEA and cartels that did not previously transport heroin into the United States are starting to do so in order to catch up with competitors.

Because of the high potency of small doses, synthetic opioids are particularly profitable for DTOs. A single kilogram of fentanyl can result in over \$1.5 million in revenue, but only cost between \$3,000 and \$5,000 to produce. DTOs often manufacture synthetic opioids in China and Mexico and mail them directly to the United States or transport them through Mexico and Canada.[]

**(U) Figure 2: United States: Areas of Influence of Major Mexican Transnational Criminal Organizations**

FDO - FIELD DIVISION | DO - DISTRICT OFFICE | RO - RESIDENT OFFICE



## **A Study of Over 1 Million Clinic Drug Tests in the U.S. Showed “Soaring Rates” of Meth and Fentanyl Use, Often in Combination**

- **Samples testing positive for methamphetamine have increased 487%, from 1.4% in 2013 to 8.4% in 2019.**
- **Samples testing positive for fentanyl have increased 333%, from 1% in 2013 to 5% in 2019.**
- **Between 2013 and 2019, samples testing positive for fentanyl and methamphetamine increased 14-fold (as well as six-fold for fentanyl samples also testing positive for methamphetamine).**
- **In addition to the opioid-related risks of respiratory depression or arrest, stimulant-related risks include cardiac arrest, stroke or cerebral hemorrhage.**

## Anecdotal Impressions Expressed by Researchers and Clinicians

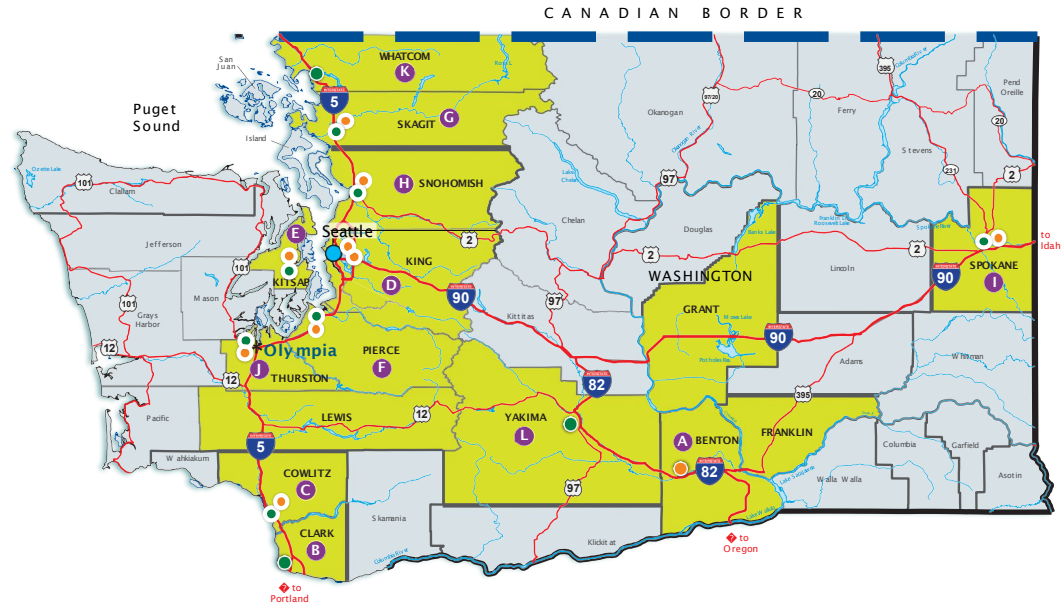
- “It’s much more likely that users are goof-balling or using sequentially than deliberate mixing by dealers”.
- “Some dealers are adding small quantities of meth to fentanyl to counteract the sedating effects of the opioid rather than for nefarious reasons”.
- “Users find fentanyl too sedating and they need to be awake to score more drugs”.
- “Many on the street use meth instead of opioids because it’s safer when they can’t find reliable shelter”.
- “People are trying to reduce the risk of fentanyls in opioids by reducing opioid use and increasing meth use”.



# NORTHWEST HIGH INTENSITY DRUG TRAFFICKING AREA

Washington State

- HIDTA Counties
- \* State Capital
- Northwest HIDTA Office



## • Drug Court Participants | • Prevention/Public Education Participants

- |   |  |
|---|--|
| <p><b>A BENTON COUNTY</b></p> <ul style="list-style-type: none"> <li>• City of Prosser, Prosser Thrive Coalition</li> </ul> <p><b>B CLARK COUNTY</b></p> <ul style="list-style-type: none"> <li>• Clark County Dept. of Community Services, Vancouver</li> </ul> <p><b>C COWLITZ COUNTY</b></p> <ul style="list-style-type: none"> <li>• Cowlitz County Drug Court, Longview</li> <li>• Cowlitz County Sheriff's Office, Kelso</li> </ul> <p><b>D KING COUNTY</b></p> <ul style="list-style-type: none"> <li>• University of Washington Addictions, Drug &amp; Alcohol Institute (ADA) Clearinghouse, Seattle</li> <li>• Seattle Neighborhood Group, Seattle</li> </ul> <p><b>E KITSAP COUNTY</b></p> <ul style="list-style-type: none"> <li>• Kitsap County Dept. of Human Services, Port Townsend</li> <li>• Onondaya of Kitsap County, Bremerton</li> </ul> <p><b>F PIERCE COUNTY</b></p> <ul style="list-style-type: none"> <li>• Pierce County Alliance, Tacoma</li> </ul> | <p><b>G SKAGIT COUNTY</b></p> <ul style="list-style-type: none"> <li>• Phoenix Recovery Services, Mount Vernon</li> <li>• Walla Walla Hospital District #304, Skagit Wellness Alliance, Woolley</li> </ul> <p><b>H SNOHOMISH COUNTY</b></p> <ul style="list-style-type: none"> <li>• Snohomish County, Everett</li> </ul> <p><b>I SPOKANE COUNTY</b></p> <ul style="list-style-type: none"> <li>• Pioneer Counseling Services, Spokane</li> <li>• Spokane Spokane Substance Abuse Council, Spokane Valley</li> </ul> <p><b>J THURSTON COUNTY</b></p> <ul style="list-style-type: none"> <li>• Thurston County Superior Court, Drug Court Program, Olympia</li> <li>• Together!, Tumwater</li> </ul> <p><b>K WHATCOM COUNTY</b></p> <ul style="list-style-type: none"> <li>• Whatcom County Superior/Juvenile Court, Bellingham</li> </ul> <p><b>L YAKIMA COUNTY</b></p> <ul style="list-style-type: none"> <li>• Yakima County Superior Court, Yakima</li> </ul> |
|---|--|

# WA State Therapeutic/Problem Solving Courts

- The operations of 14 Adult Drug Treatment Courts are supported by NW HIDTA resources. The success of these programs has prompted the development of similar therapeutic courts throughout the NW HIDTA region:
  - Juvenile Drug Court programs: 11 (13)
  - Family Treatment Court programs: 10 (14)
  - Mental Health Treatment Courts: 7 (9)
  - DUI/DV Treatment Courts: 4 (7)
  - Veterans Treatment Courts: 5
- Adult Drug Treatment Court participants are:
  - More likely to enter treatment quickly and stay longer than a comparison group
  - Less likely to be re-arrested (15% vs. 30%)
  - Less likely to be incarcerated after graduating (17% vs. 23%)
- Participation in Drug Court programs is associated with app. \$22,000 in net benefits per participant to taxpayers and society and produces a Benefit-Cost ratio of \$4.02
- Over 1,700 Drug Court participants were served in NW HIDTA-supported programs in 2020.



# Northwest HIDTA

## Prevention Partner Agencies

- **Benton County (Prosser Thrive Coalition)**
  - Prosser School District Truancy Board
  - Prosser High School, Housel Middle School Youth Coalitions
- **Cowlitz County (Cowlitz County Sheriff's Office)**
  - Functional Family Therapy: families with youth involved in Juvenile Court
- **Skagit County (United General Hospital)**
  - Skagit County Child and Family Consortium: Strengthening Families  
Varsity in Volunteerism
- **Spokane County (Greater Spokane Substance Abuse Council – GSSAC)**
  - The Marijuana Community Presentation
  - The Prescription Drug Community Presentation
  - Community Mobilization
- **King County (Seattle Neighborhood Group)**
  - Get Off The Streets (GOTS) drug intervention program
  - City of Seattle Drug Market Initiative
  - Educational Outreach

# Northwest HIDTA

## Prevention Partner Agencies

- **Snohomish County (Snohomish County Human Services)**
  - Snohomish County Opioid Project (SCOP): Community mobilization  
Narcan training/distribution
- **Thurston County (TOGETHER!)**
  - Thurston County Drug Action Team convener: Community mobilization  
Educational outreach
- **Kitsap County (Kitsap County Juvenile Services Department)**
  - Kitsap County Juvenile Services Mentoring Program
- **Yakima County (Safe Yakima Valley Coalition)**
  - “100 Jobs for 100 Kids”
  - “Faith and Families” Action Team
  - Yakima County Gang Commission
- **Alcohol and Drug Abuse Institute (University of Washington)**
  - ADAI Clearinghouse reproduces, orders, catalogs and distributes print and electronic drug education material (NW HIDTA, SAMHSA, NIDA, CADCA, etc.)
  - ADAI serves as the webmaster for the M-Files website ([www.mfiles.org](http://www.mfiles.org))

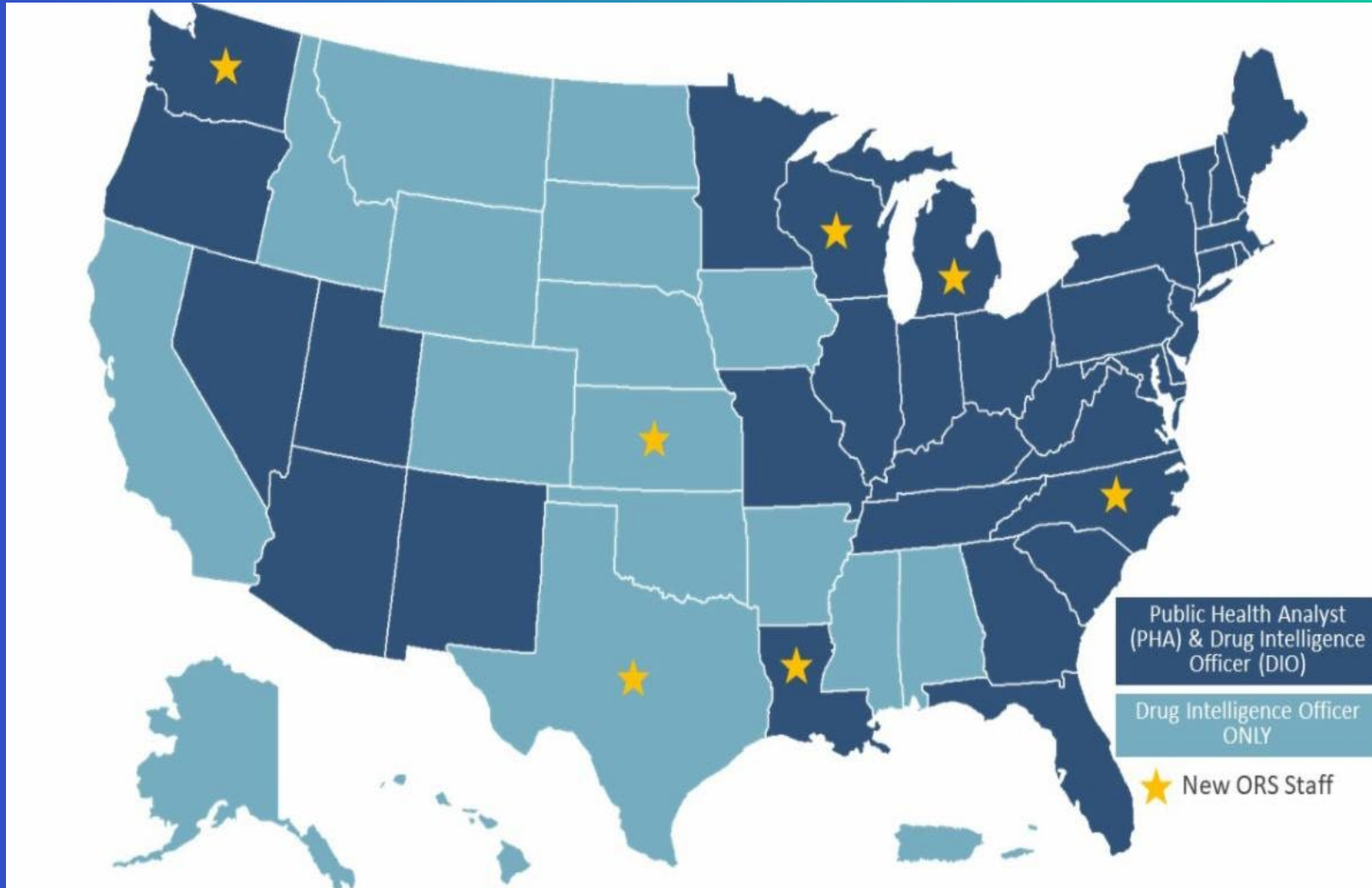
# Overdose Response Strategy (ORS)

- The HIDTA Overdose Response Strategy (ORS), which is made possible through an unprecedented partnership with the Centers for Disease Control and Prevention, reduces drug overdoses by fostering interventions tailored to the communities they serve. These include law enforcement-led linkages to care, harnessing data to alert and respond to overdose spikes, and ensuring access to naloxone.
- The goal of the ORS is to help local communities reduce drug overdoses and save lives by sharing timely data, pertinent intelligence, and innovative strategies. The ORS works towards this goal through State Teams made up of Public Health Analysts (PHAs) and Drug Intelligence Officers (DIOs).

# Overdose Response Strategy (ORS)

- ORS State Teams should be seen as a resource that DFC-funded coalitions can access to enhance the public health and public safety work already happening or to help create new connections.
- The ORS brings together drug intelligence officers and public health analysts at the local and regional level to share information and develop intervention and support services that reduce overdoses. The ORS will soon extend to all 50 states, the District of Columbia, Puerto Rico and the U.S. Virgin Islands.

# Public Health Analysts Drug Intelligence Officers (5/21)



# QUESTIONS?

---

## Contact Information/Resources

Tel: 206.472.2611

[sfrenq@nw.hidta.org](mailto:sfrenq@nw.hidta.org)

“M-Files”: [www.mfiles.org](http://www.mfiles.org)

ONDCP: [whitehousedrugpolicy.gov](http://whitehousedrugpolicy.gov)



**BREAK**  
**TIME**

# Presentation Topics

- ▶ Some of our key takeaways:
  - ▶ Check-in about meeting length/time.
  - ▶ Hear more for those with their “boots on the ground.”
  - ▶ More context on why we are bringing this topic/presentation to WHY.
  - ▶ Keep up the hot topics!
  - ▶ Continue to provide presentations/information sharing opportunities.
  - ▶ More opportunities to engage with each other.
  - ▶ A deeper understanding of the structures (national, state, local) that we each interact with based upon our representation.
  - ▶ More about how each agency regulates/interacts with the prevention of underage drinking and youth marijuana misuse/abuse.
- ▶ Menti.com:
  - ▶ 3082 9999
  - ▶ 9020 3198
  - ▶ 6920 6921



# Hot topics:


Leg Wrap Up

Interim Education Opportunities

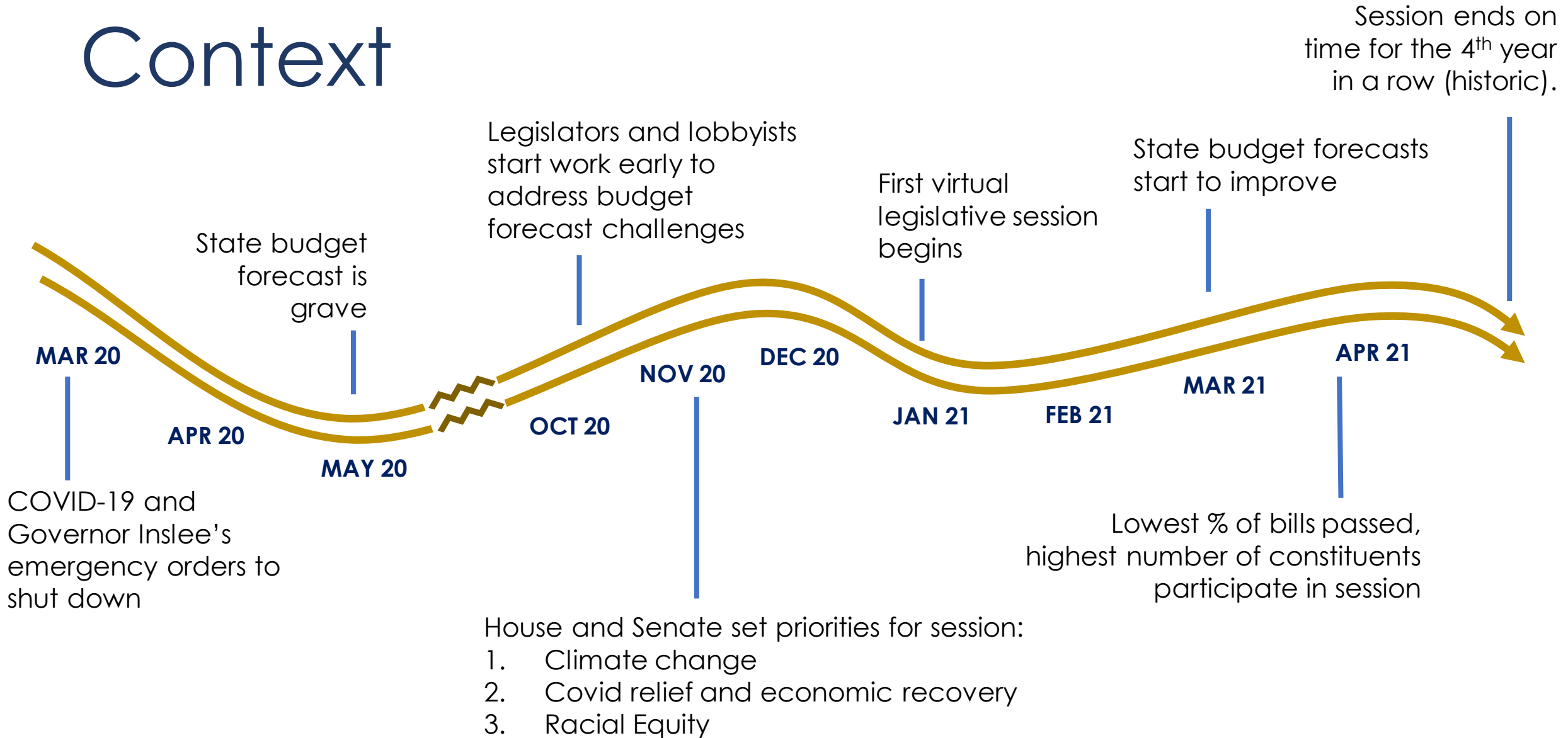
Delta-8 THC Ad Hoc

Discussion

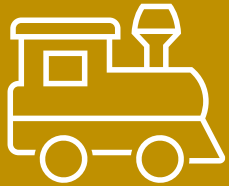
# WHY COALITION 2021 LEGISLATIVE SESSION WRAP-UP



# Context



# The Biennium



## Long Session


- 105 Days
- All bills start at beginning of the process
- Bill numbers start at HB 1000 and SB 5000
- Bills that “die” are not “dead”



## Short Session

- 60 Days
- All bills that “died” will come back in the chamber they last passed.
- Leadership will decide where bills are re-introduced within that chamber.
- Bill numbers start where they left off during regular session
- Bills that “die” are “dead”

# Alcohol Bills



## Passed

[HB 1480](#) (Alcohol Allowances, companion)


## Did Not Pass

[SB 5049](#) (Taxation of low-proof beverages)

[HB 1533](#) (Concerning spirits taxes.)

[HB 1062](#) (Limited spirits retail license.)

[SB 5394](#) (Allowing the sale of liquor by licensed restaurants for off-premises consumption)



# Cannabis Bills

## Passed

[HB 1443](#) (Concerning social equity within the cannabis industry.)

## Did Not Pass

[SB 5004](#) (Medical marijuana sales tax exemption.)

[HB 1210](#) (Replacing the term "marijuana" with the term "cannabis" throughout RCWs.)

[HB 1105](#) (Concerning arrest protections for the medical use of cannabis.)

[HB 1019](#) (Marijuana Home Grows.)


[HB 1260](#) (Concerning the development of the marijuana market.)

[SB 5365](#) (Establishing a Washington state cannabis commission.)

[HB 1414](#) (LCB and local zoning ordinances.)

[HB 1463](#) (High-potency cannabis concentrate products.)

# Tobacco Bills




## Did Not Pass

[SB 5129](#) (Concerning the possession of vapor, vapor products, tobacco, and tobacco products by minors.)

[HB 1550](#) (Concerning methods to prevent nicotine addiction.)

[HB 1345](#) (Concerning the regulation of products sold to adults age 21 and over.)

# Prevention Infrastructure Bills



## Passed

[HB 1225](#) (Concerning School-Based Health Centers.)

[SB 5476](#) (Addressing the State v. Blake decision.)

[SB 5353](#) (Creating a partnership model that facilitates community engagement with law enforcement.)

## Did Not Pass

[HB 1074](#) (Concerning overdose and suicide fatality reviews.)

[SB 5074](#) (Establishing safe station pilot program.)


[HB 1499](#) (Providing behavioral health system responses to individuals with substance use disorder.)



# Action Items

- ▶ WASAVP - Stacey Okland's update
- ▶ Prevention Voices - Megan Moore + Alyssa Pavitt

Washington Association for Substance Abuse and Violence Prevention (WASAVP)  
is excited to announce its second 2021 offering of  
**Fall 2021 "The Art and Science of Community Organizing Training" (ASCOT)**



**A 6-part remote training for community and coalition leaders/organizers  
and substance abuse and violence prevention practitioners.**

The ASCOT training series is spread out across six (6) weeks.

- **Week One: Monday, September 13 and Tuesday, September 14 - 8:30 AM to 1:30 PM, PDT daily.**
- **Week Two: Monday, September 20 and Tuesday, September 21 - 8:30 AM to 1:30 PM, PDT daily.**
- **Week Three, Four, Five: no formal sessions; only scheduled Learning Coalition Check-Ins.**
- **Week Six: Monday, October 18 and Tuesday, October 19 - 8:30 AM to 1:30 PM, daily.**

# Communications Update

Julee Christianson

# Meeting wrap-up & Round Table



Washington State  
Liquor and Cannabis Board

# SAVE

**Calling all Prevention  
and Public Health  
partners Statewide**

Washington State Liquor and Cannabis  
Board wants to hear from you in an  
online Prevention Roundtable.

# 6/03

## 2 - 4 p.m.

# Statewide Meeting

Virtual via WebEx

**Advanced registration  
required by May 21**

<http://bit.ly/WA-LCB-Prev-RT-2021>

We are excited for our second virtual statewide event. Our hope is to make this as participatory as possible; if you have tips from your own experiences with virtual platforms over the past year please send them to [sara.broschart@lcb.wa.gov](mailto:sara.broschart@lcb.wa.gov). We also welcome questions submitted in advance.

Note: This event is open to prevention and public health partners only.

# DATE

For more information, contact Sara at 360.522.0421

We look forward to seeing and hearing from you!



See you next month! June 18<sup>th</sup> 9a-12p