

Community Prevention & Wellness Initiative (CPWI) Learning Community Meeting

Division of Behavioral Health & Recovery

April 27, 2016

9:00 a.m.-12:00 Noon

CPWI LEARNING COMMUNITY MEETING

9:00 – 9:10 a.m.

Welcome/ Introduce New Coordinators

9:10 - 9:45 a.m.

DBHR/OSPI Updates

- HYS 2016 and LST Update (OSPI)
 - Tobacco Compliance Awareness / Retailer Education (Ray)
 - Prevention Expenditures (Sarah & Julia)
 - Training Updates and Reminders (Lucy)
 - New CPP Credential Congratulations (Lucy)
 - De-Brief of 4.20 Parent Call to Action (Julee & Scott)
 - Prevention Tool-Kit (Julee and Ivón)
-

9:45 – 10:25 a.m.

CPWI Community Survey Results *(presentation and question/answer)*

Seth W. Greenfest | *Management Analyst, Office of Decision Support & Evaluation, DBHR*

10:25 - 10:40 a.m.

Workforce Development Survey Overview

Scott Waller | *DBHR Prevention Systems Integration Manager*

10:40 – 10:45 a.m.

Invitation to join conversation

Jackie Berganio | *Community Coordinator, King County Department of Community & Human Services Behavioral Health & Recovery Division*

10:45 - 11:00 a.m.

Community Sharing

Welcoming any meeting participant to share community/school news and progress

11:00 a.m.

Adjourn

3RD- HOUR TRAINING

11:00– 11:30 a.m.

An Introduction to Positive Community Norms

Dr. Jeff Linkenbach | *Montana Institute*

11:30 a.m. – Noon

Online Administration of Workforce Development Survey



OSPI UPDATES

LIFESKILLS TRAINING UPDATES

2016 Healthy Youth Survey

Registration open!! Ends June 30.

<http://www.askhys.net/Registration/HowTo>

- Check to see if your school is registered.
- If not, identify your school's HYS coordinator (school counselor? nurse?).
- Provide them with friendly reminder and contact info to receive the hidden link.

Susan Richardson

susan.richardson@lgan.com

Quinn Reilly quinn.reilly@k12.wa.us



Ray Horodowicz

SYNAR UPDATE & RETAILER EDUCATION



Recap Slide

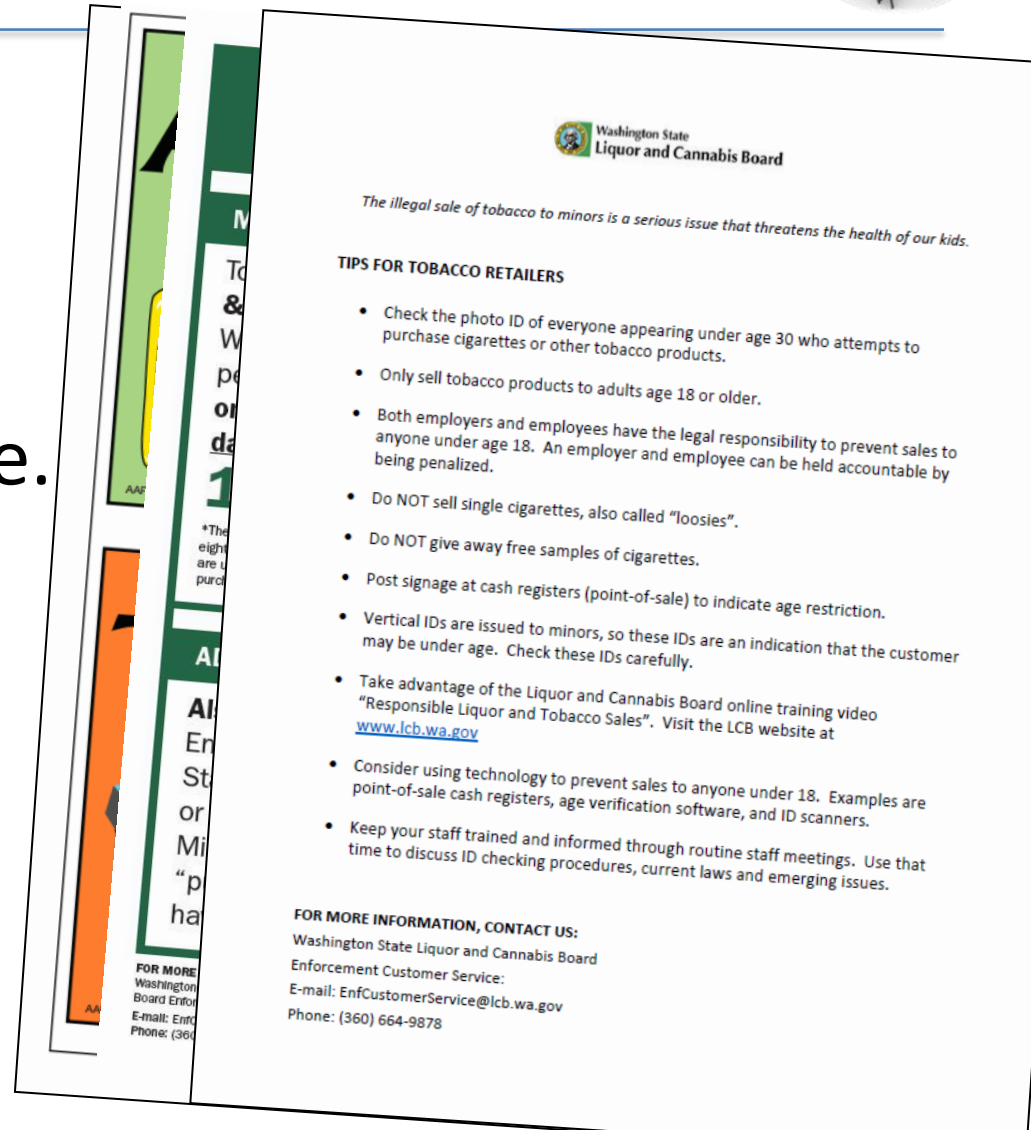
- **Synar** = Tobacco Compliance Checks.
- **20%** = Potential cuts to Federal Block Grant.
- **17.1%** = Synar Rate for 2015.



Letter & Packet to Retailers

Going out soon:

- Cover Letter.
- Today's Date Sign.
- ID and License Guide.
- Tips for Retailers.





Retailer Education

- Script.
- Materials.

STOP tobacco sales to youth. It's illegal.

Follow the law and keep kids safe.

YOUTH SMOKERS ARE MORE LIKELY TO DIE EARLY

1 in 3

youth smokers die early from a smoking-caused disease.*

It's a gross misdemeanor if you sell tobacco to youth. Before selling tobacco to any person who appears to be under the age of 30, **check for a valid photo ID**—including birth date and expiration date.

WASHINGTON DRIVERS LICENSE
LIC# ABC0000000
XXXX XXXXX
123 YOUR STREET
CAPITOL CITY WA 98765
XXX XXXX XXXX
XXX XXXX XXXX
0000000000
DOB: XX-XX-XXXX

DATE OF BIRTH

WASHINGTON DRIVERS LICENSE
LIC# ABC0000000
XXXX XXXXX
123 YOUR STREET
CAPITOL CITY WA 98765
XXX XXXX XXXX
XXX XXXX XXXX
0000000000
DOB: XX-XX-XXXX

EXP DATE

PENALTY FOR Clerks

\$50 1st offense

\$100 Following offenses

It's the law –

Any person who sells, gives, or allows tobacco in any form to be sold or given to any person under the age of 18 years is guilty of a gross misdemeanor. This includes cigars, cigarettes, cigarette papers, wrappers and vapor products.
(RCW 26.28.080, RCW 70.155.100)

PENALTY FOR Stores

\$100 1st offense

\$300 2nd offense*

\$1,000 3rd offense*

6-month license suspension

\$1,500 4th offense*

12-month license suspension

License revoked for 5 years 5th offense*

*Within a two-year period from the most recent offense. *(RCW 70.155.100)*

For more information on your responsibility to prevent youth access to tobacco, contact the Washington State Liquor Control Board at 360-664-9878 or www.liq.wa.gov.
For people with disabilities, this document is available on request in other formats.
To submit a request, please call 1-800-525-0127 (TDD/TTY call 711).

Washington State Department of Health
340-NonDCH March 2014

Script

Be sure to bring resource materials and information about your group or organization.

Introduction

Hello. My name is _____ getting involved with drugs like tobacco.

We are taking with tobacco retailers you are not a compliance officer. In the next two months, [Can I have a date to minors?]

If Yes...

Every time someone wants _____

<input type="checkbox"/> 1998	Any in 1	
<input type="checkbox"/> Vertical	In V In o (Ha	
<input type="checkbox"/> Gross Misdemeanor	If yo pap you	

This folder contains additional information.

If No...

Here's a packet of information to look for when checking _____

Closing

For the sake of other youth like me, minors. Thanks for looking out for _____

*U.S. Department of Health and Human Services, Preventing Tobacco Use Among Youth and Young Adults: A Report of the Surgeon General. Atlanta, GA: U.S. Department of Health and Human Services, Centers for Disease Control and Prevention, National Center for Chronic Disease Prevention and Health Promotion, Office on Smoking and Health, 2012.



Where can I find this info?

The screenshot shows the Athena website interface. At the top, there is a navigation bar with the Athena logo (an owl) and the text "ATHENA known for wisdom, strategy and skill". To the right of the logo are buttons for "Sign In" and "Join Now", and a search box. Below the navigation bar is a horizontal menu with items: Home, Prevention Headlines, Training, Learning Community, Learning Library, Who's Who in Prevention, and Prevention Priorities. The "Prevention Priorities" menu is expanded, showing a list of categories: Marijuana Abuse Prevention, Mental Health Promotion, Prescription Drug Abuse Prevention, Prevention Efforts Related to Alcohol, **Tobacco Abuse Prevention** (highlighted with a red arrow), and Underage Drinking Prevention. Below the navigation bar, the main content area is divided into several sections: "Welcome to the Athena Forum" with introductory text; "Current Blog" with a link to "Read all blog posts"; "Free Training Opportunities" with a link to "Read more..."; "Shared Documents" with a list of links including "Unifying Wellness and Prevention: The Prevention Plus Wellness (PPW) Model", "CPWI News Media Release Template", "Map- CPWI Communities (as of March, 2016)", and "Map- Total Percent of Minority Youth - by County & Current CPWI Communities"; "Job Opportunities" with a list of job listings; and "Community Prevention and Wellness Initiative (CPWI)" with a link to "Download CPWI documents and quick links:" and a list of links including "CPWI Brochure", "CPWI Guides", "CPWI Trainings", "CPWI Community Coalitions", and "CPWI Current Meeting Information".



Where can I find this info?

Home | Prevention Headlines | Training | Learning Community | Learning Library | Who's Who in Prevention | **Prevention Priorities**

- Marijuana Abuse Prevention
- Mental Health Promotion
- Prescription Drug Abuse Prevention
- Prevention Efforts Related to Alcohol Privatization
- Prevention in State Tribes
- Tobacco Abuse Prevention**
- Underage Drinking Prevention

SHARE

Quick Links

Site Map

[Home](#) » [Prevention Priorities](#) » Tobacco Abuse Prevention

Tobacco Abuse Prevention

In August 2012 the [Washington State Substance Abuse Prevention and Mental Health Promotion Five-Year Strategic Plan](#) was completed, and was most recently updated in November 2015. Tobacco misuse and abuse is identified as one of the [state priorities](#). This information is intended for [state and local health professionals](#) to help them understand the [importance of tobacco abuse prevention](#) and the [role of community groups](#) in [effective tobacco abuse prevention](#).

Announcements:

Retailer Education Information

Community groups can play a key part in keeping tobacco and vapor products out of the hands of youth by reaching out to their local retailers. Here are some resources to help:

Retailer

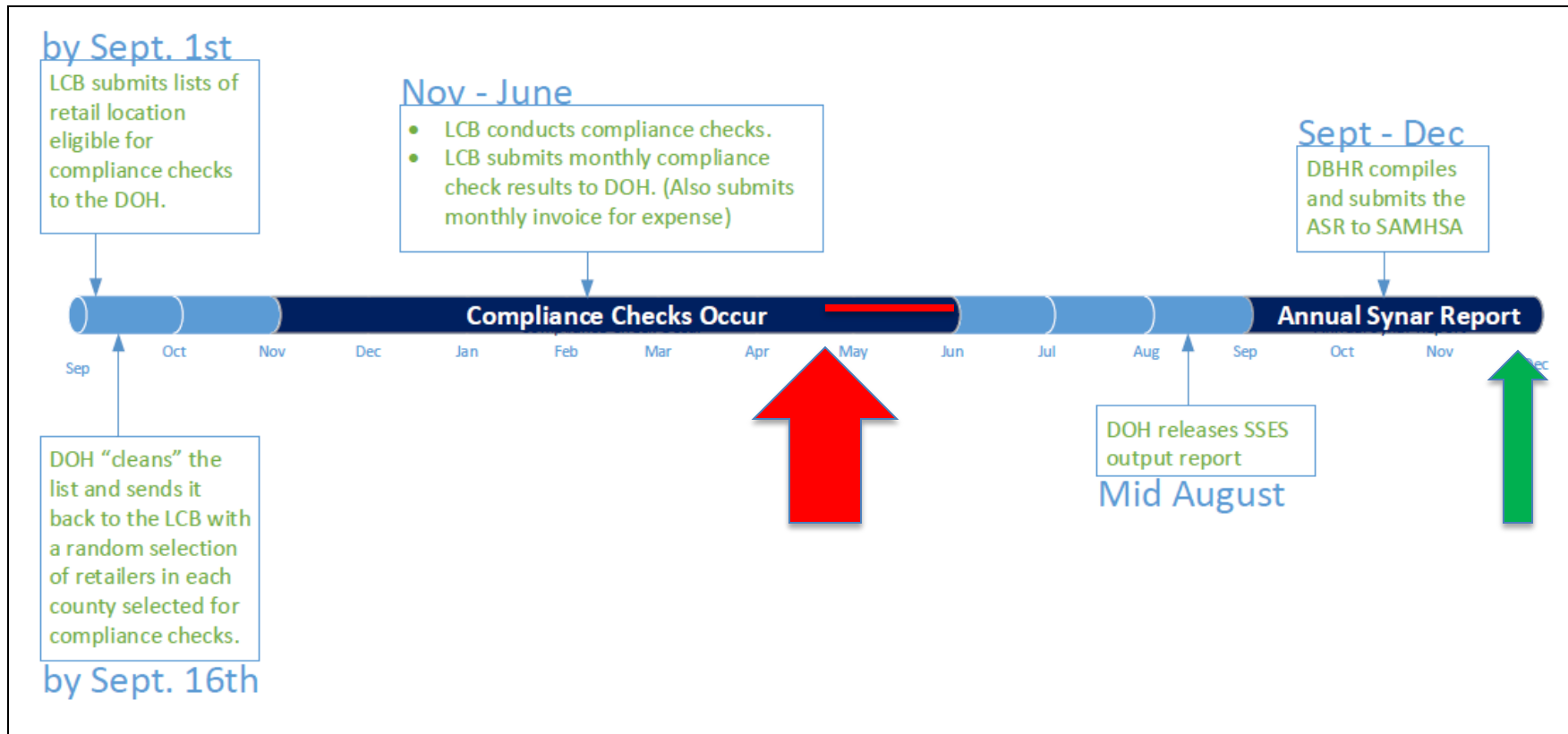
Community groups can play a key part in keeping tobacco and vapor products out of the hands of youth by reaching out to their local retailers. Here are some resources to help:

- [Script for taking with a Retailer.](#)
- [Today's Date Sign.](#) (Usable until December 31, 2016.)
- [ID and License Guide.](#)
- [Tips for retailers.](#) (Will be posted soon.)

Have a retailer education success story to share? [Blog about it](#) on The Athena Forum!



Why the rush?





A word about the future...





WHAT QUESTIONS DO YOU HAVE?





Contact Info:

Ray Horodowicz, Prevention System Manager

Ray.Horodowicz@dshs.wa.gov

(360) 725-1528



Sarah Mariani / Julia Havens

EXPENDITURES



Lucy Mendoza

TRAINING UPDATES



Upcoming Trainings

Training	Dates
Introduction to PAX Good Behavior Game By Dr. Dennis Embry, Founder and Senior Scientist of the PAXIS Institute	May 5 9 am – 4 pm Spokane, WA
Substance Use Prevention Capacity Building Workshop Improving EBP implementation and policy review skills	May 6 9 am – 4 pm Spokane, WA
Strengthening Families Program (English) FULL Fortaleciendo Families Facilitator Training (SPANISH)	May 16 – 18 (Puyallap) (FULL) May 25 – 27 (Wenatchee)
Spring Youth Forum	May 19 Great Wolf Lodge - WA
Substance Abuse Prevention Skills Training (WA-SAPST)	June 6-9 Lakewood, WA
Incredible Years	June 21-22 Pomeroy, WA
Coalition Summer Learning Institute	June 27, 28, 29 Lacey, WA
15th Annual Mid-Year Training Institute	July 17-21 Las Vegas, NV
National Prevention Network Conference 2016	Sept 13-15 Buffalo, NY



Congratulations New CPP!!!

CARRIE MCKINLEY,
PANTHER COUNTRY COMMUNITY COALITION
COORDINATOR - CUSICK, WA



Julee Christianson & Scott Waller

DE-BRIEF OF 4.20 PARENT CALL TO ACTION



4.20 Parent Call to Action Lessons Learned

- Facebook considers marijuana an illegal activity, regardless of if it is a prevention messages
- Differing experiences for each coalition/organization that participated
- Effective tool for disseminating prevention messages



**RESOURCES**

Home › Resources › Coalitions in Action: Making the time to Educate Parents and Students about 420

Coalitions in Action: Making the time to Educate Parents and Students about 420

Coalitions are “re-mixing” what “420” means to youth, changing the perception that marijuana is not harmful, and are re-claiming April 20th from an unofficial marijuana smokers’ “holiday.”

The most widely accepted theory of “420’s” origination is that in the 1970s, high school-age stoners in Northern California congregated at 4:20 p.m. daily. “420” has evolved into an unofficial marijuana holiday.

<http://www.cadca.org/resources/coalitions-action-making-time-educate-parents-and-students-about-420>



Start Talking Now Metrics

	Post 1	Post 2	Post 3	Post 4	Post 5	Post 6
# of people this post reached	2,298	2,135	2,788	1,404	203	766

	Baseline: April 7, 2016 – April 13, 2016	Post Campaign: April 15, 2016 – April 20, 2016
Number of Page views	69	309
Post Engagement	15 shares 0 comments	106 shares 7 comments



Start Talking Now Metrics

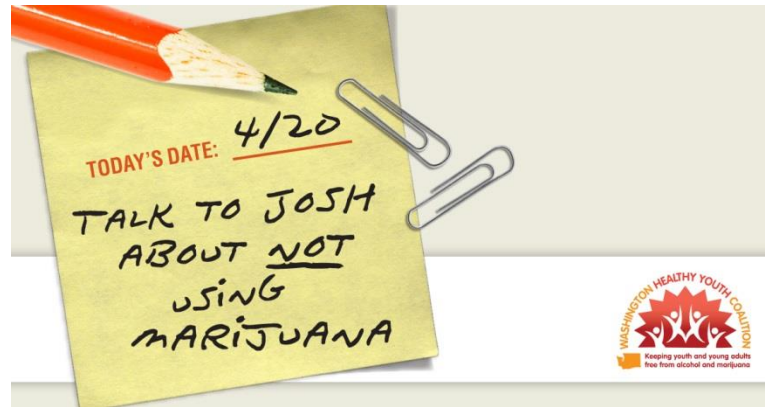
- More women than men were reached
- The majority age reached were in the age range for being parents of teens
- Total likes increased by 25 during campaign
- Shares increased significantly compared to week before
- We had comments for the first time
- Average numbers reached and shares went up significantly during campaign



4.20 Parent Call to Action

Remember to report metrics by **April 30th**

<https://www.surveymonkey.com/r/R876RB9>





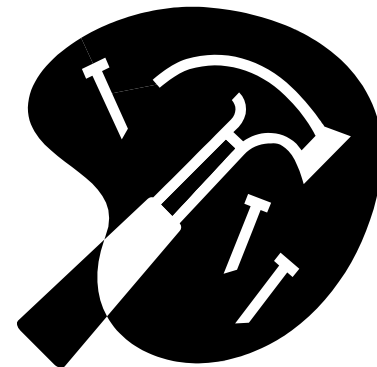
Julee Christianson & Ivón Urquilla

PREVENTION TOOL-KIT



Prevention Tool-Kit Content

- CPWI Communities, Tribes, and Community Based Organizations
- Prevention basics talking points
- Washington Healthy Youth Coalition brochure
- Information about using The Athena Forum
- Professional Development
- EBP list and explanation
- Prescription Drug Abuse





Prevention Tool-Kit Use

- Present to legislators
- Use to recruit coalition members and partners
- Part of training of new coalition members and partners



Poll:

Would you be interested in receiving support materials about policy advocacy, rulemaking, and local policy development?

- Yes
- No
- I don't know.



Poll:

Would you be interested in receiving support materials explaining prevention best practices?

- Yes
- No
- I don't know.



Poll:

Would you be interested in receiving more materials about environmental strategies?

- Yes
- No
- I don't know.



Ideas for Prevention Tool-Kit?

- E-mail Julee Christianson at chrisjc@dshs.wa.gov
- Type them into the chat box



QUESTIONS?

The 2015 CPWI Community Survey

Prepared by
DBHR Decision Support & Evaluation

Presented by Seth W. Greenfest, Ph.D.
Seth.Greenfest@dshs.wa.gov



Today's presentation

- What is the *CPWI Community Survey*?
- Findings from the *2015 CPWI Community Survey*
 - Notes on the survey process
 - A state-level snapshot for 2015
 - State-level trends for 2012 - 2015
- Conclusions and Q&A



What is the *CPWI Community Survey*?



- Captures local attitudes about alcohol use, drug abuse, and prevention programming
- Used by coalitions to inform their prevention strategies
- Data is collected every year
- The survey is administered by community coalitions



Fielding the survey in 2015

- Coalitions were given a “minimum number of required surveys” to complete, based on population

52
coalitions
fielded
surveys



Fielding the survey in 2015

- Coalitions were given a “minimum number of required surveys” to complete, based on population

10,790
Total
respondents



Fielding the survey in 2015

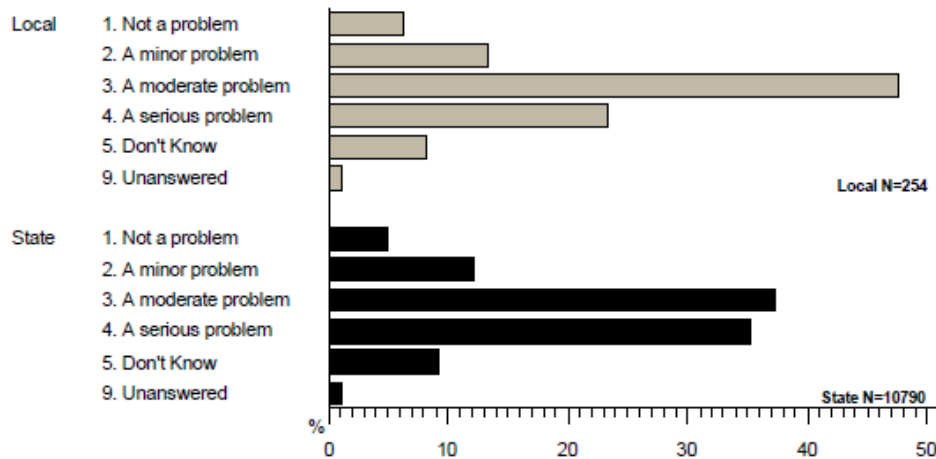
- Coalitions were given a “minimum number of required surveys” to complete, based on population

46
Coalitions
exceeded
minimum
number of
required surveys



What we sent you ... a quick look

01a. How much of a problem do you believe each of the following is among youth (6 – 12th grade) in your community? Alcohol use



Answer	Local		State	
	Count	%	Count	%
1. Not a problem	16	6.3	545	5.1
2. A minor problem	34	13.4	1309	12.1
3. A moderate problem	121	47.6	4034	37.4
4. A serious problem	59	23.2	3795	35.2
5. Don't Know	21	8.3	985	9.1
9. Unanswered	3	1.2	122	1.1



Limitations related to survey data

- Participants (AKA *respondents*) were recruited through a *convenience sample*
- As a result, there are some limitations:
 - Findings may not represent the beliefs of the entire target population in your region due to *selection bias*
 - We must be careful about comparing data across regions
- However, we can still note trends within regions and over time

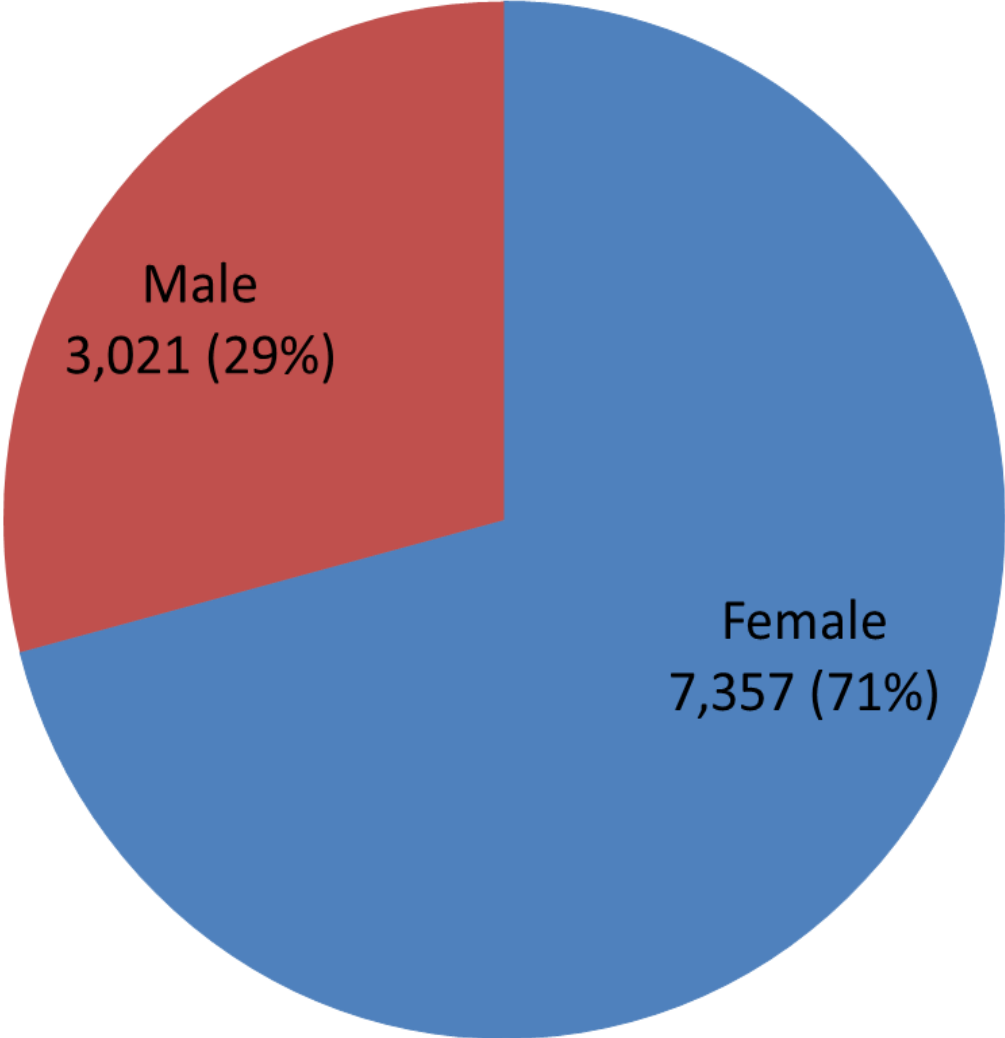


2015 State-level data

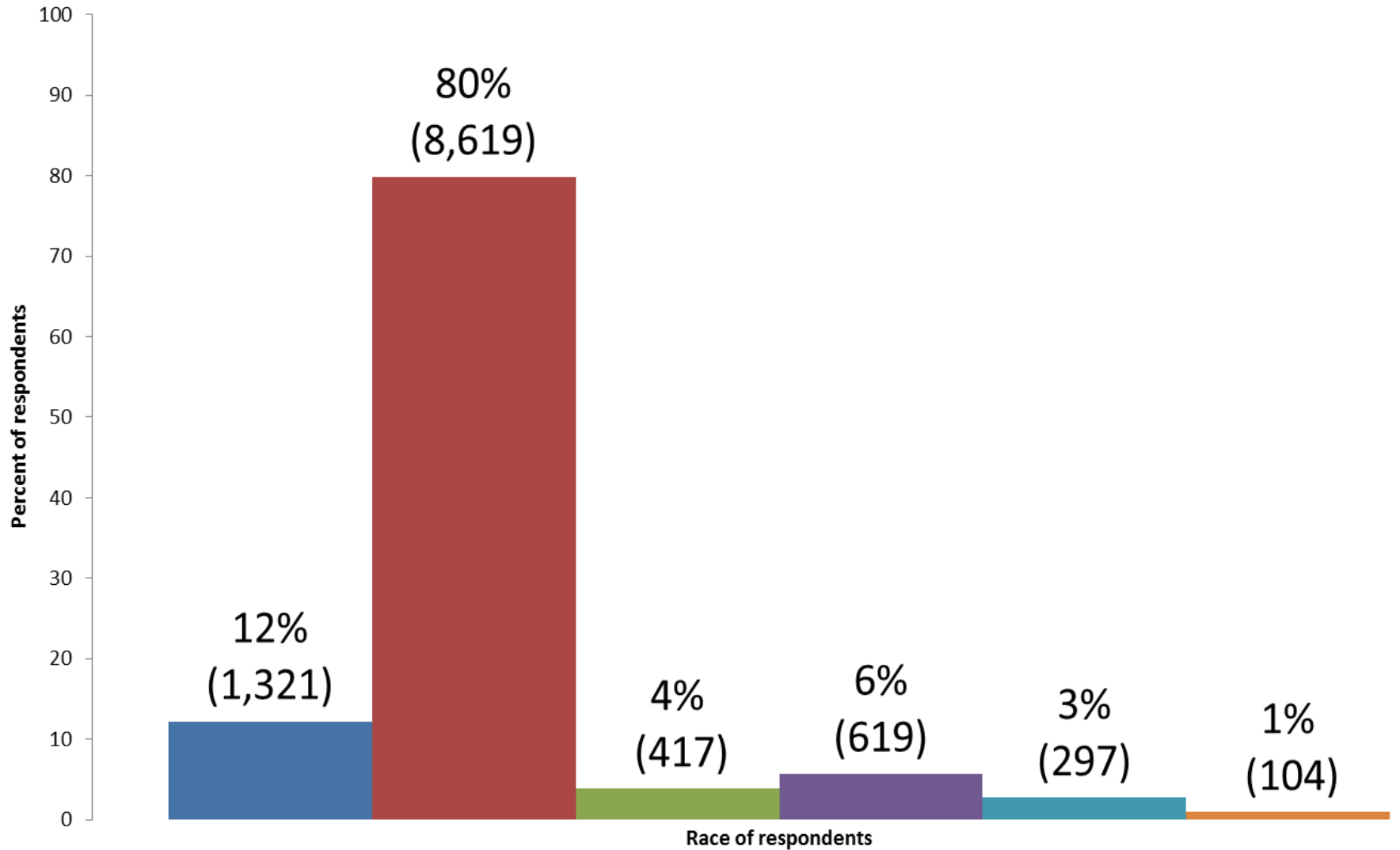
Respondent Demographics

Gender of respondents

■ Female ■ Male



Race of respondents, percent (count)



■ Hispanic, Latino/Latina, or Spanish Origin ■ White

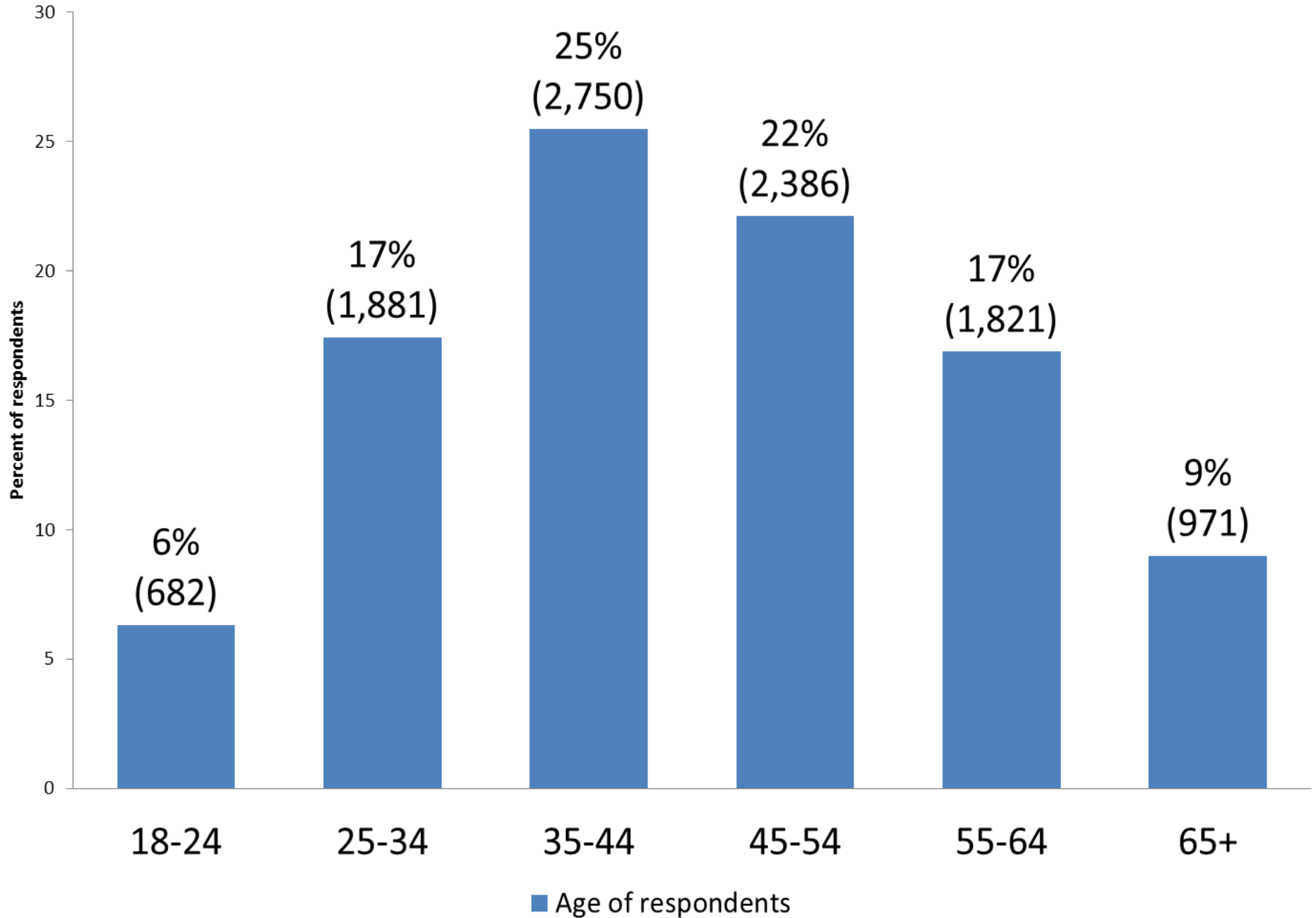
■ Black or African American

■ American Indian, Alaska Native

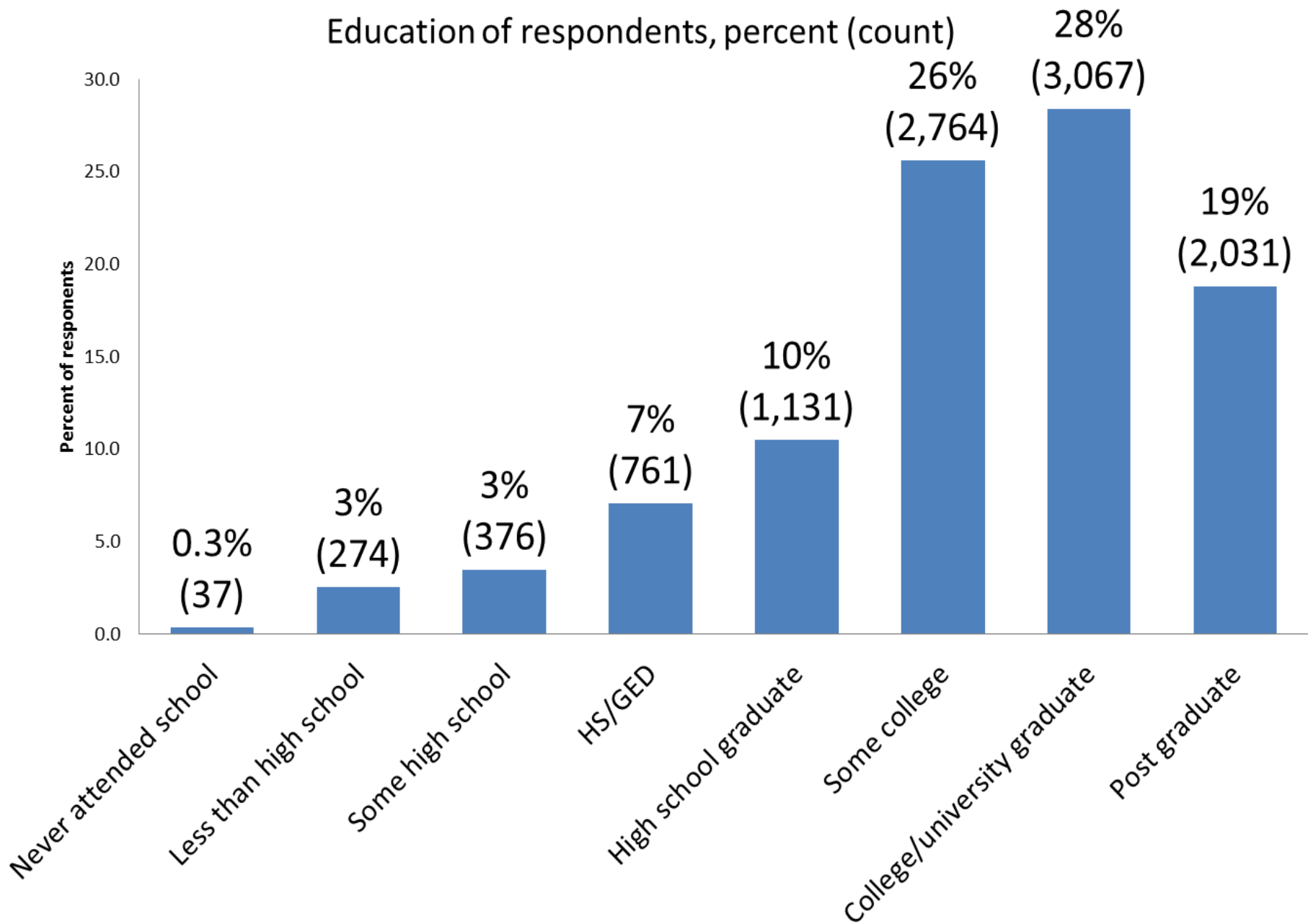
■ Asian

■ Native Hawaiian or Other Pacific Islander

Age of respondents, percent (count)



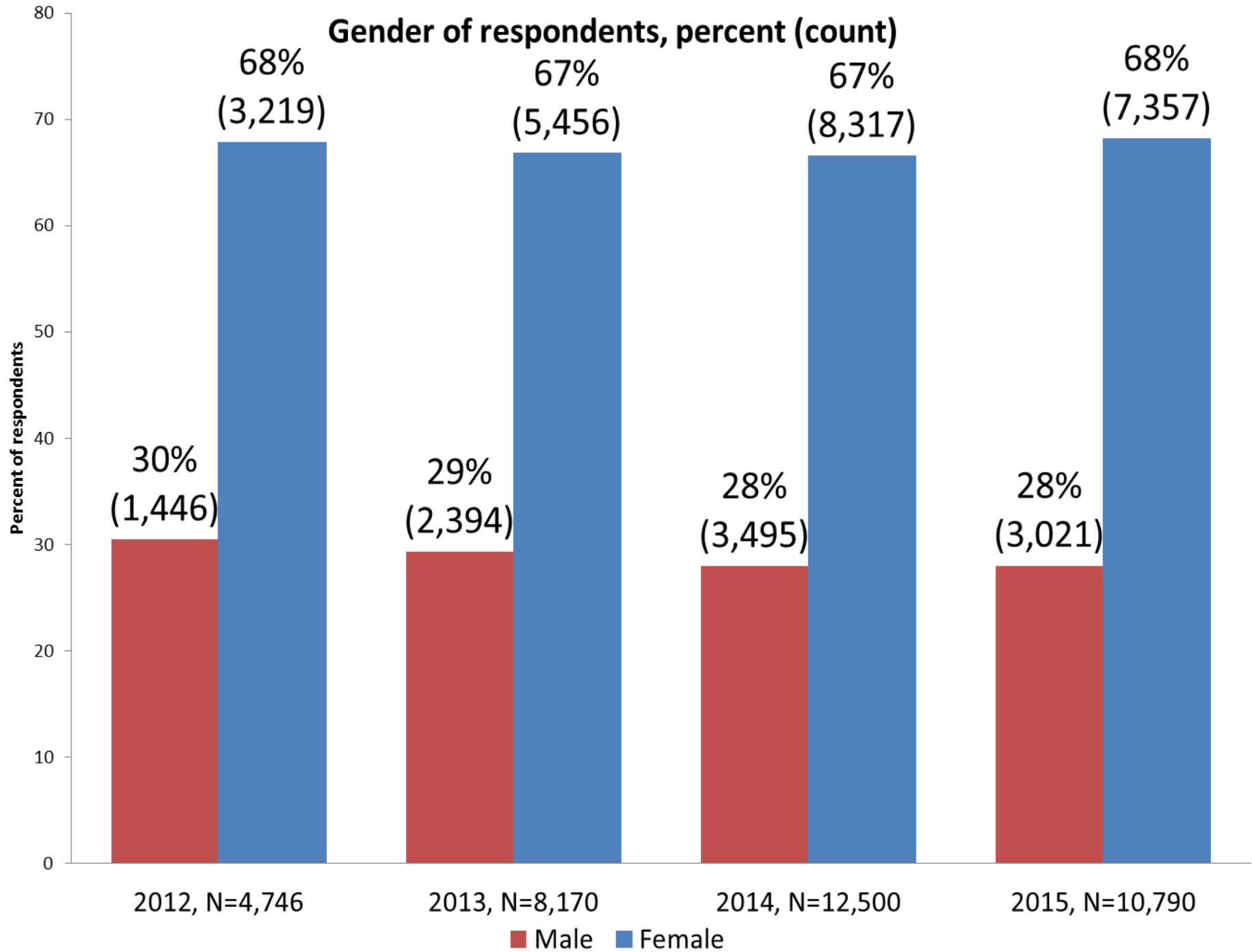
Education of respondents, percent (count)



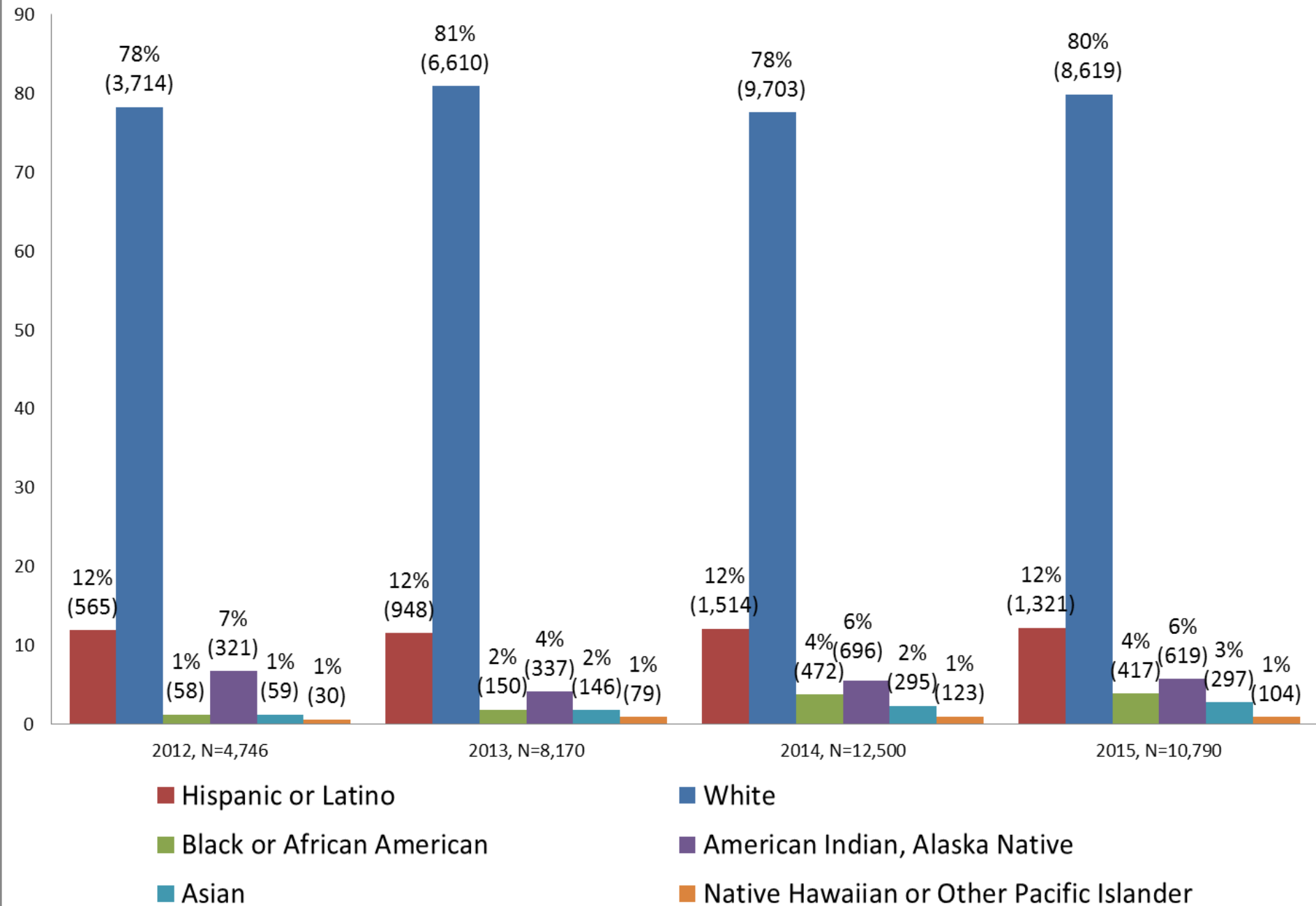


2012-2015 State-level data Respondent Demographics

Gender of respondents, percent (count)

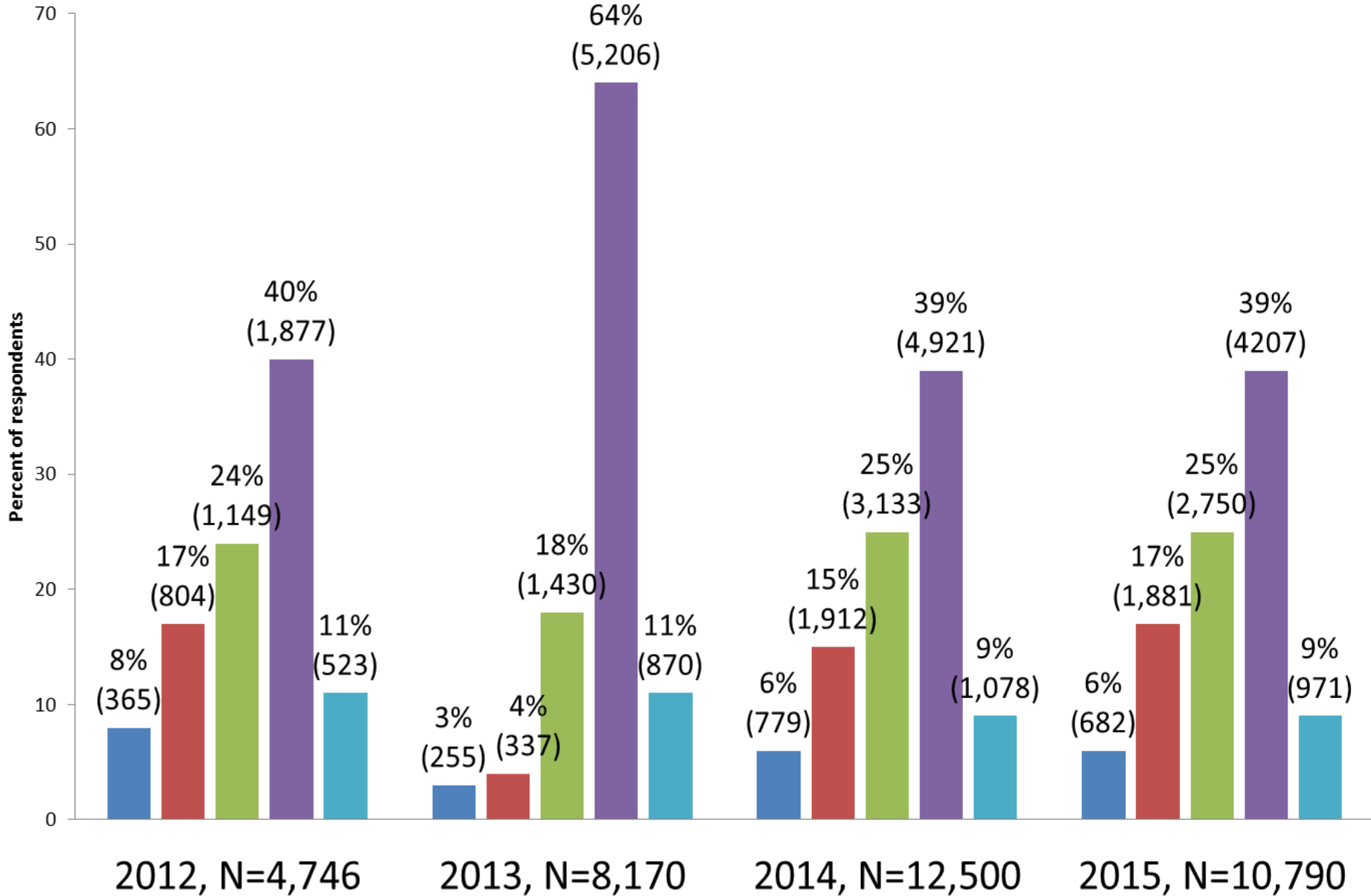


Race/ethnicity of respondents, percent (count)



Age of respondents, percent (count)

18-24 25-34 35-44 45-64 65+



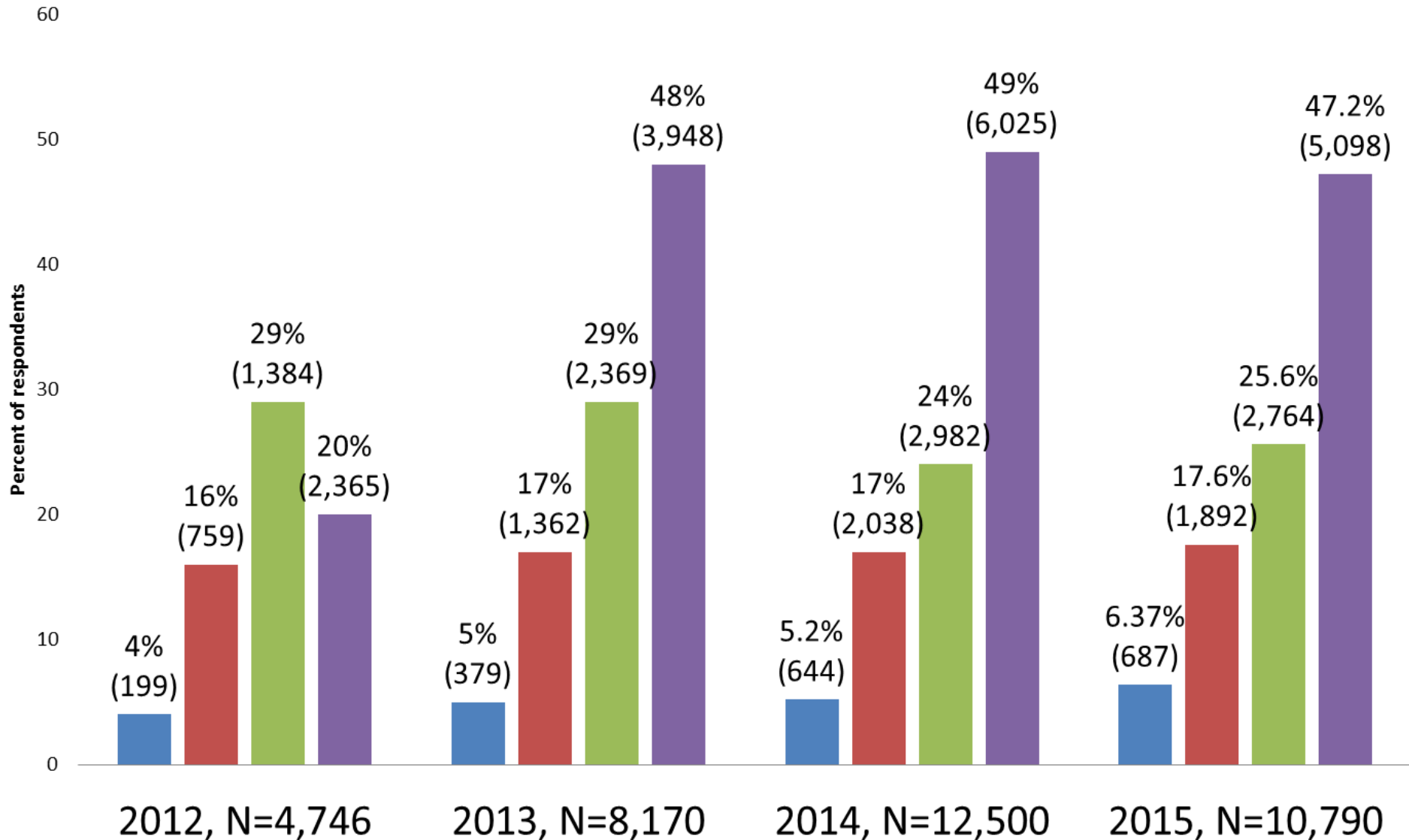
Education of respondents, percent (count)

■ No, less, or some high school

■ High school graduate (or GED)

■ Some college

■ College or post-college graduate





2015 State-level data

Respondent Perception on
Alcohol Use, Marijuana Use,
and Prescription Drug Misuse



2015 State-level data

Respondent Perception on Alcohol Use, Marijuana Use, and Prescription Drug Misuse

How much of a problem do you believe each of the following is among youth (6th – 12th grade) in your community?

Not a
problem

A minor
problem

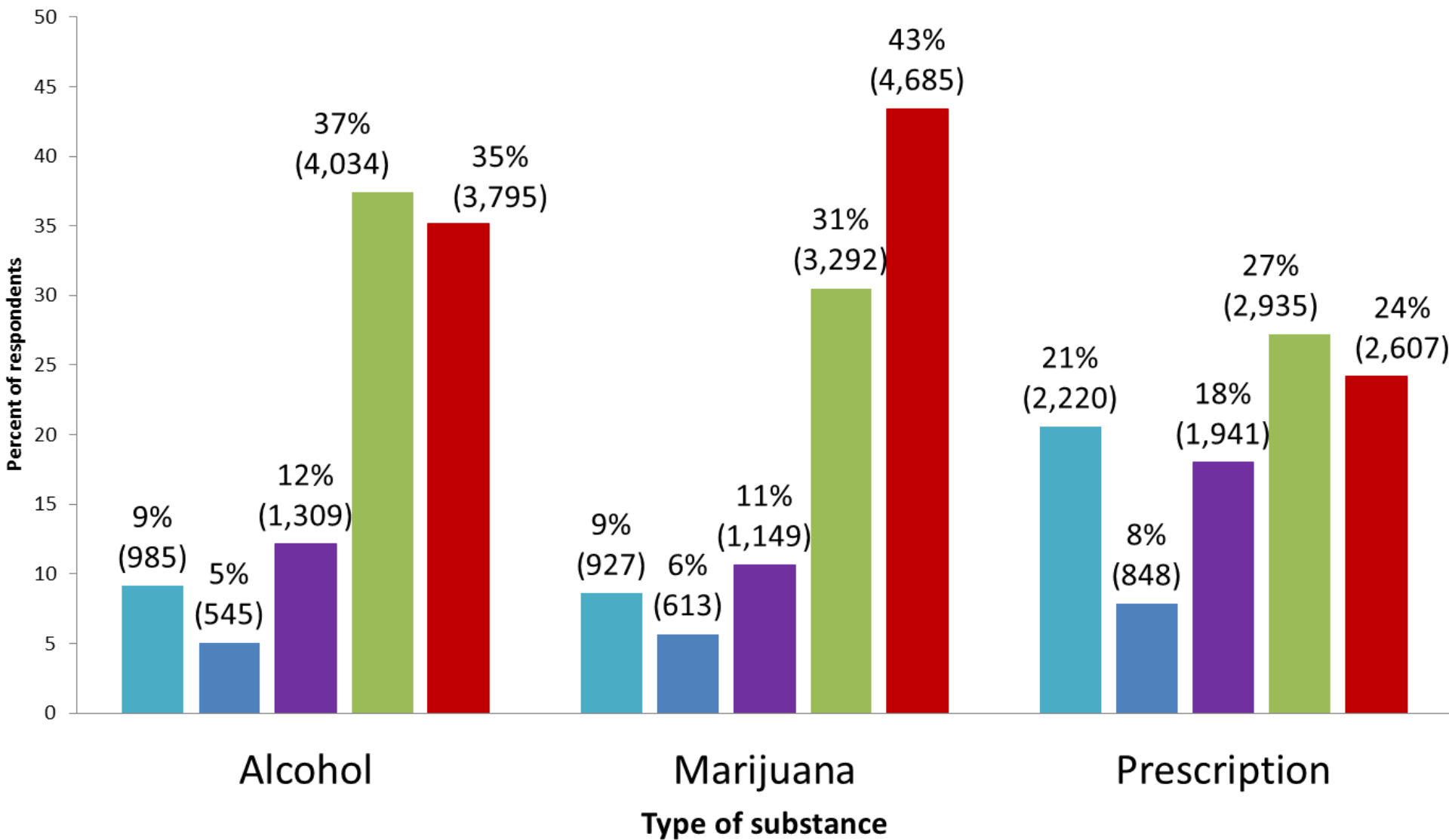
A
moderate
problem

A serious
problem

Don't
Know

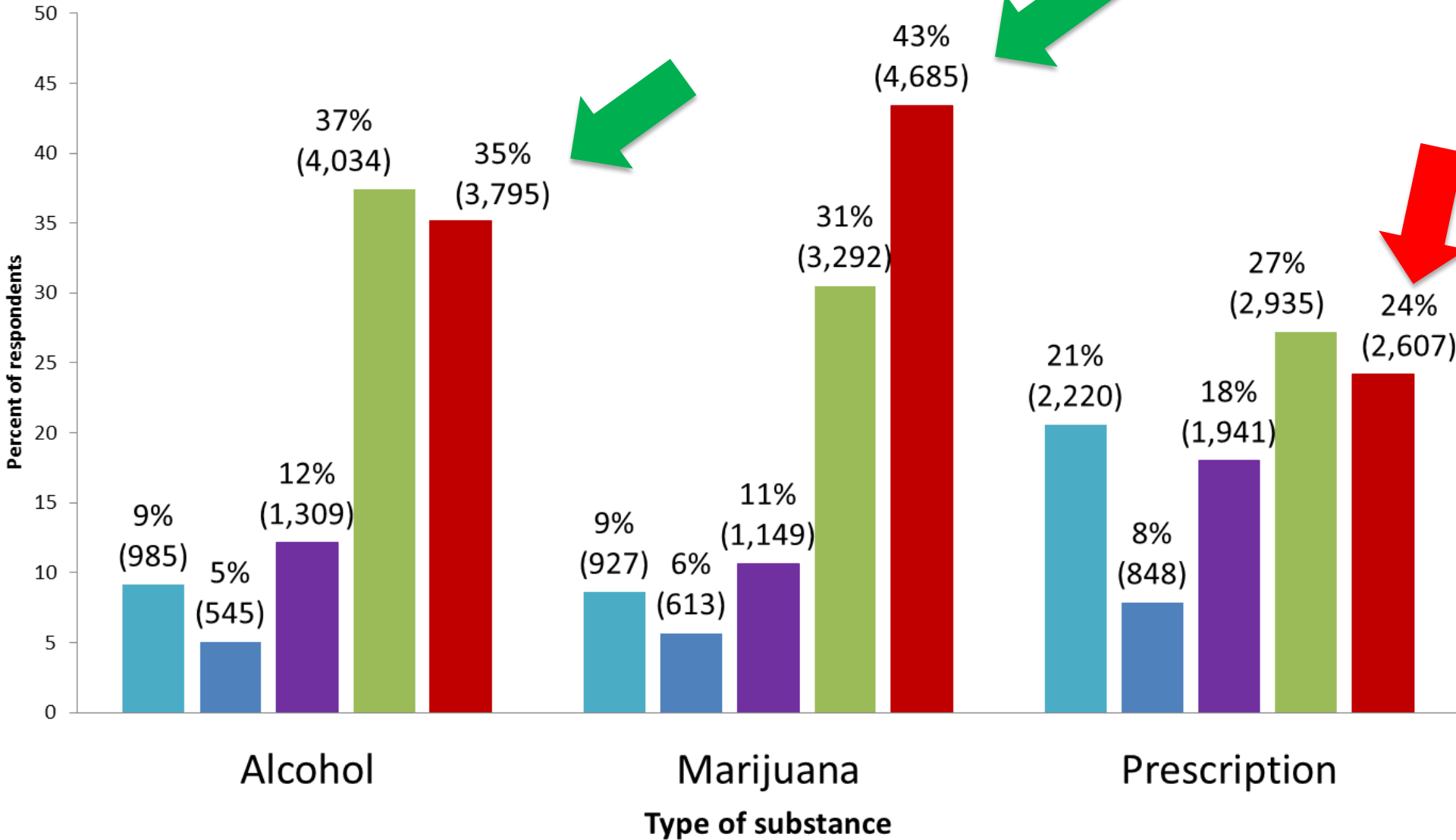
Perceptions of three substances, percent (count)

■ Don't Know ■ Not a problem ■ A minor problem
■ A moderate problem ■ A serious problem



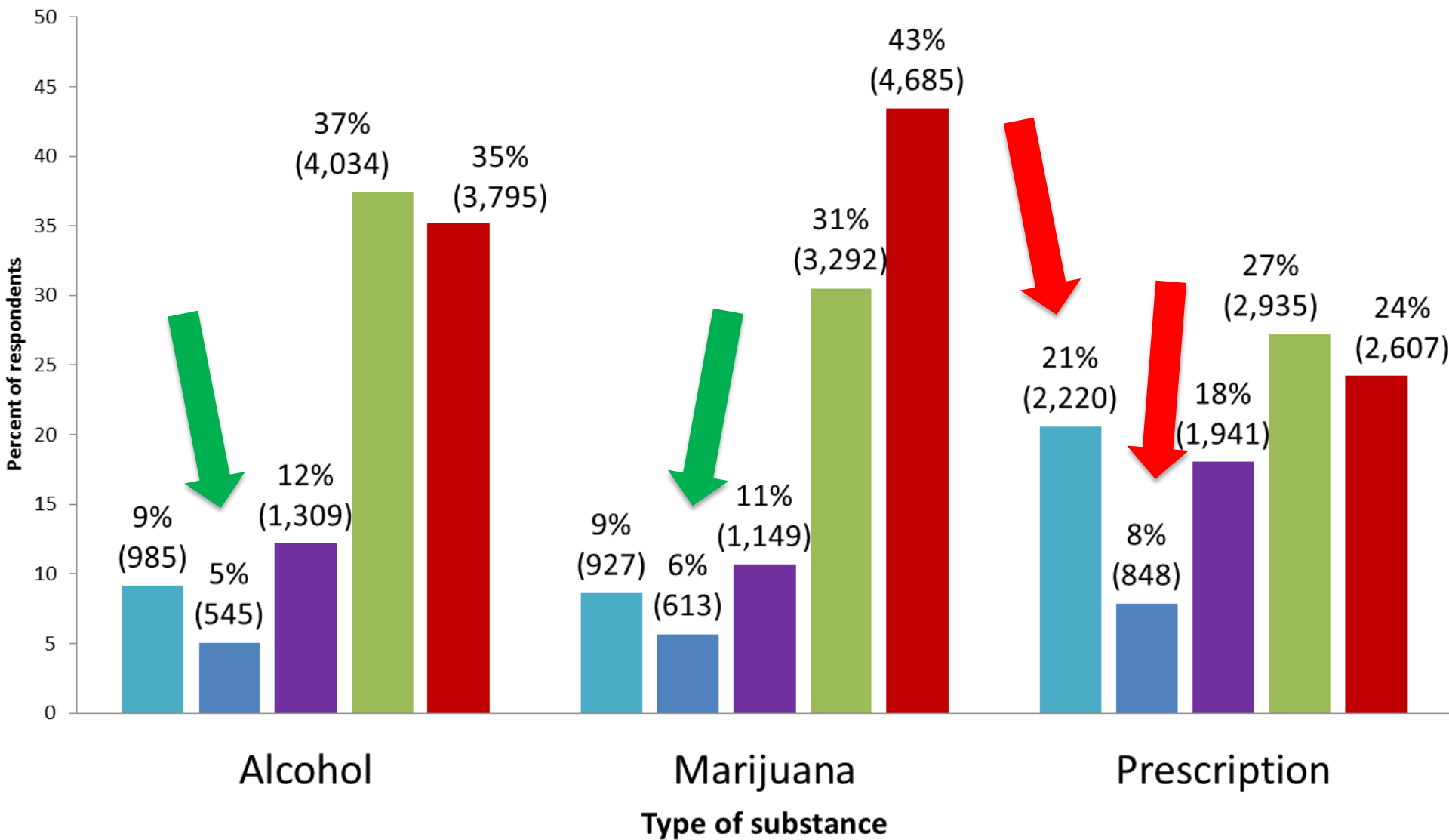
Perceptions of three substances, percent (count)

■ Don't Know ■ Not a problem ■ A minor problem
■ A moderate problem ■ A serious problem



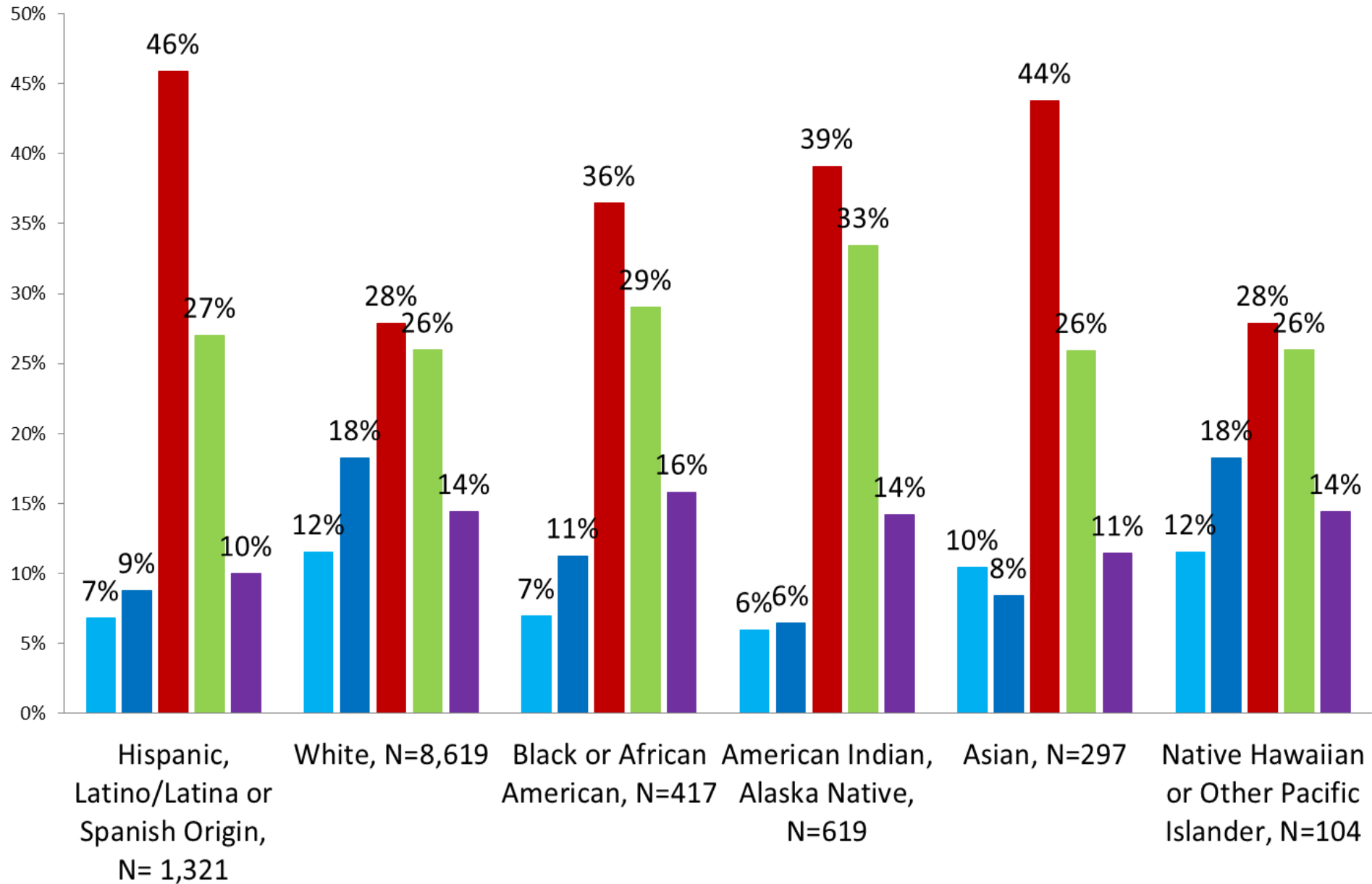
Perceptions of three substances, percent (count)

■ Don't Know ■ Not a problem ■ A minor problem
■ A moderate problem ■ A serious problem



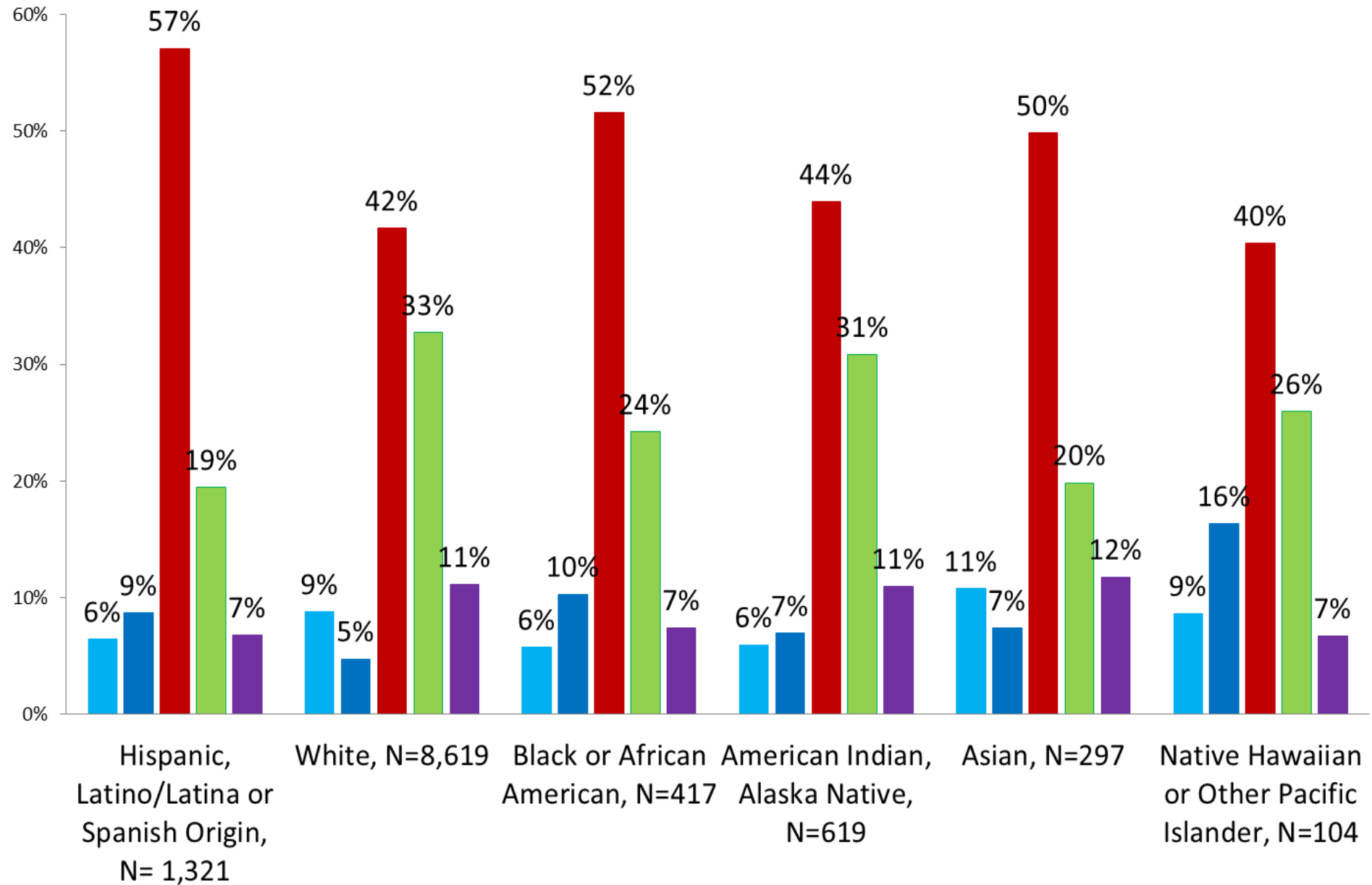
By race/ethnicity, perception of alcohol use (%)

Don't Know Not a problem A serious problem A moderate problem A minor problem



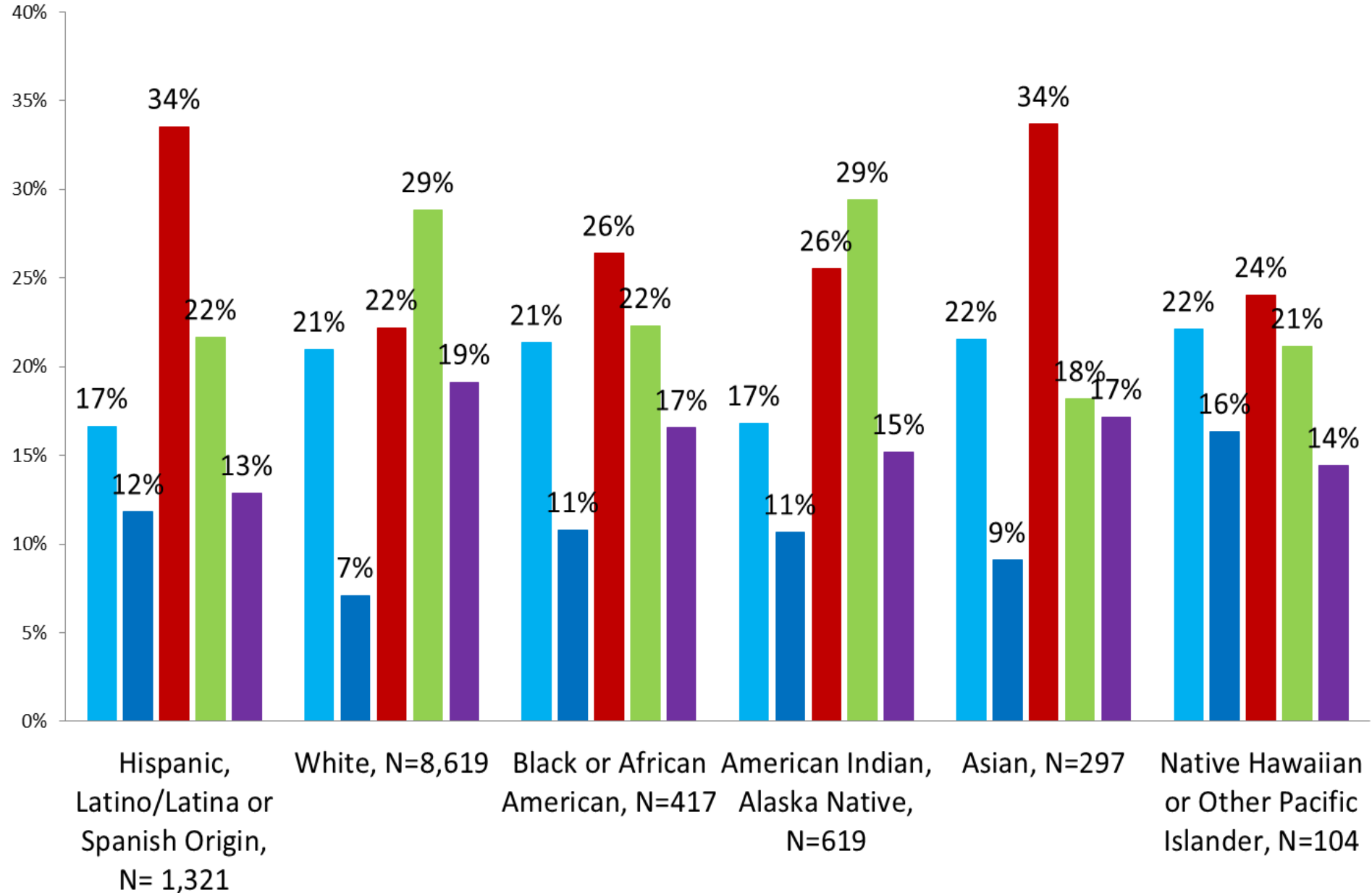
By race/ethnicity, perception of marijuana use (%)

Don't Know Not a problem A serious problem A moderate problem A minor problem



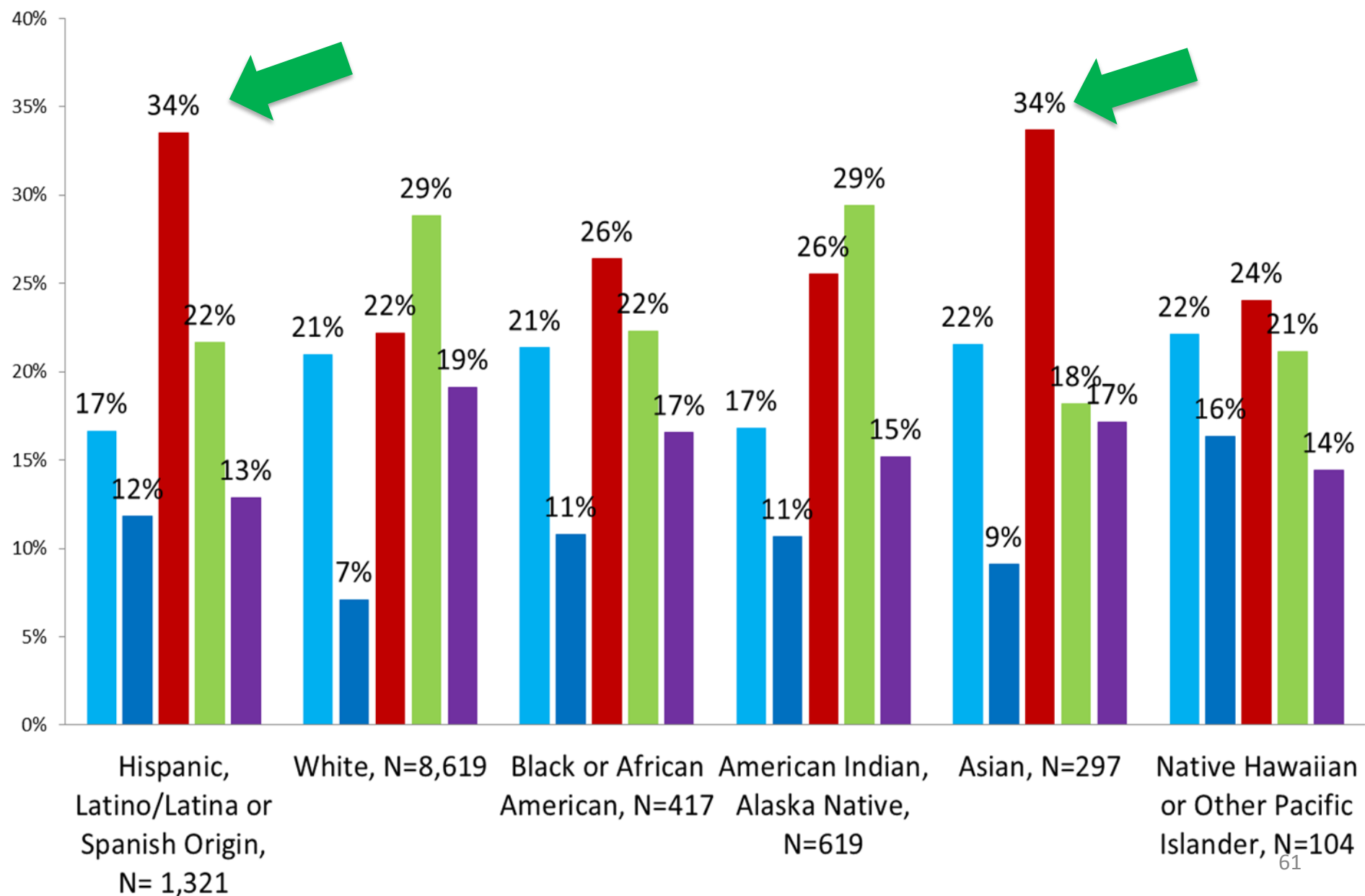
By race/ethnicity, perception of prescription drug misuse (%)

Don't Know Not a problem A serious problem A moderate problem A minor problem



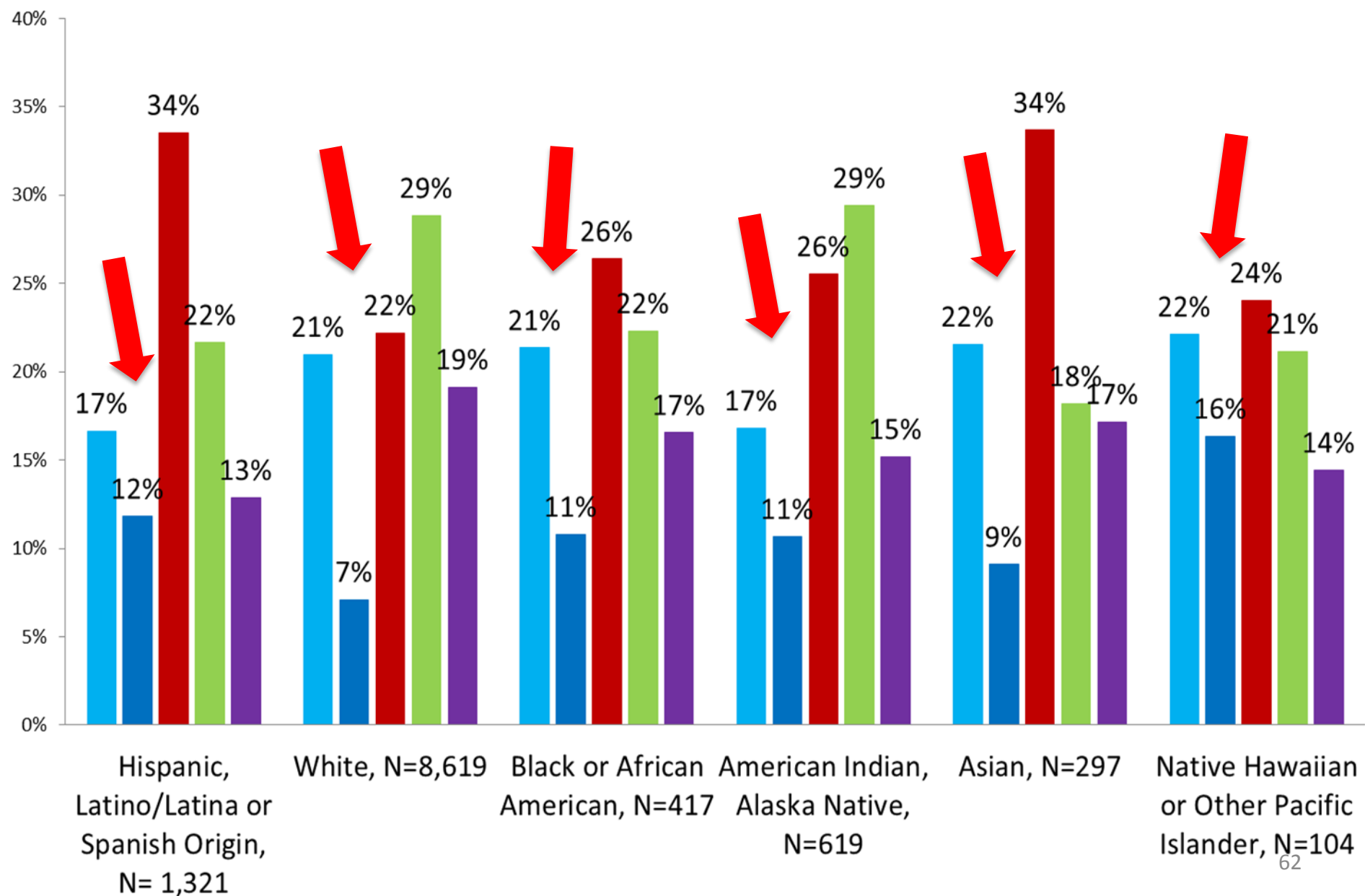
By race/ethnicity, perception of prescription drug misuse (%)

■ Don't Know
 ■ Not a problem
 ■ A serious problem
 ■ A moderate problem
 ■ A minor problem



By race/ethnicity, perception of prescription drug misuse (%)

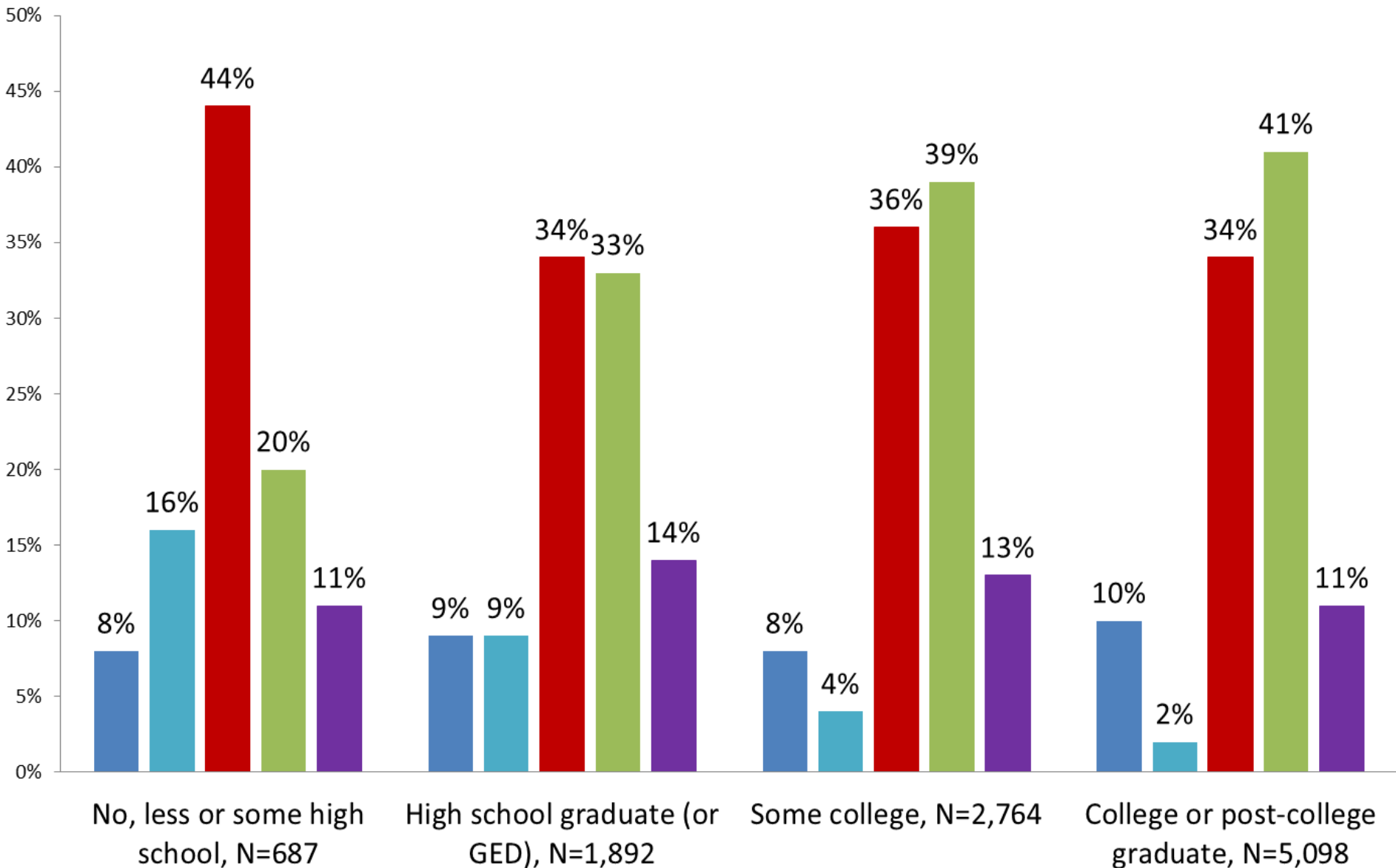
■ Don't Know
 ■ Not a problem
 ■ A serious problem
 ■ A moderate problem
 ■ A minor problem



By education, perception of alcohol use (%)

note: education levels combined into fewer categories

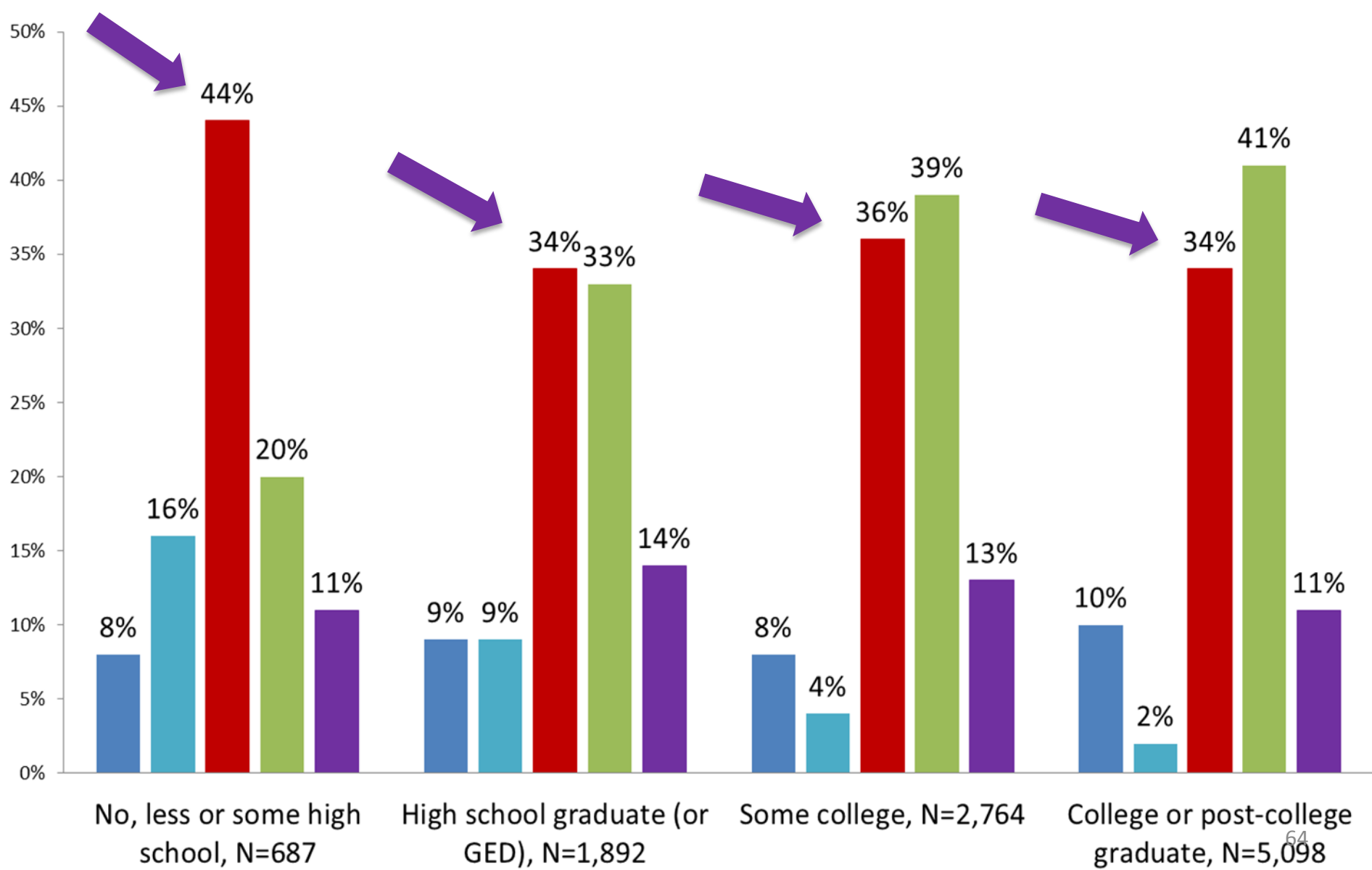
■ Don't Know ■ Not a problem ■ A serious problem ■ A moderate problem ■ A minor problem



By education, perception of alcohol use (%)

note: education levels combined into fewer categories

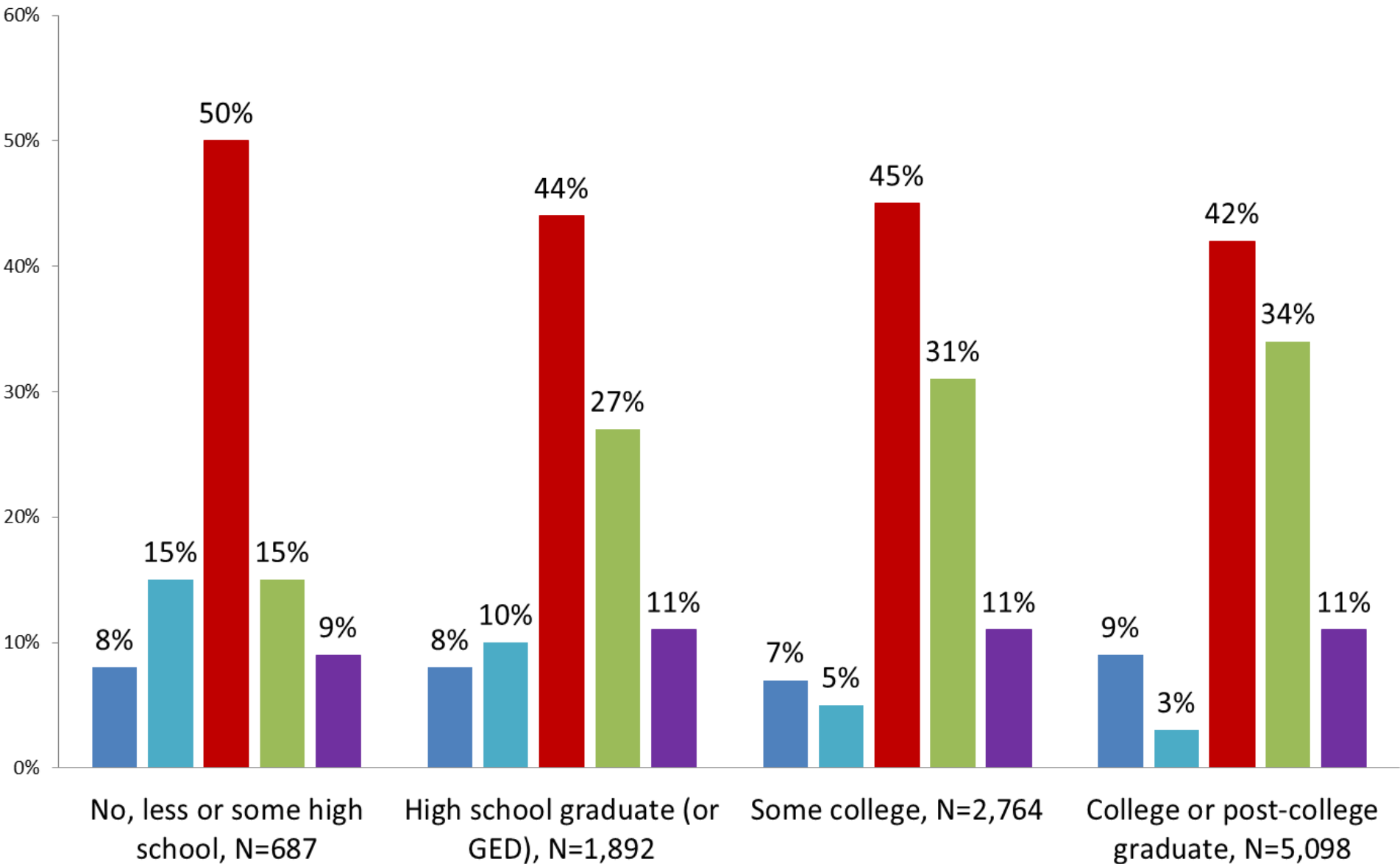
■ Don't Know ■ Not a problem ■ A serious problem ■ A moderate problem ■ A minor problem



By education, perception of marijuana use (%)

note: education levels combined into fewer categories

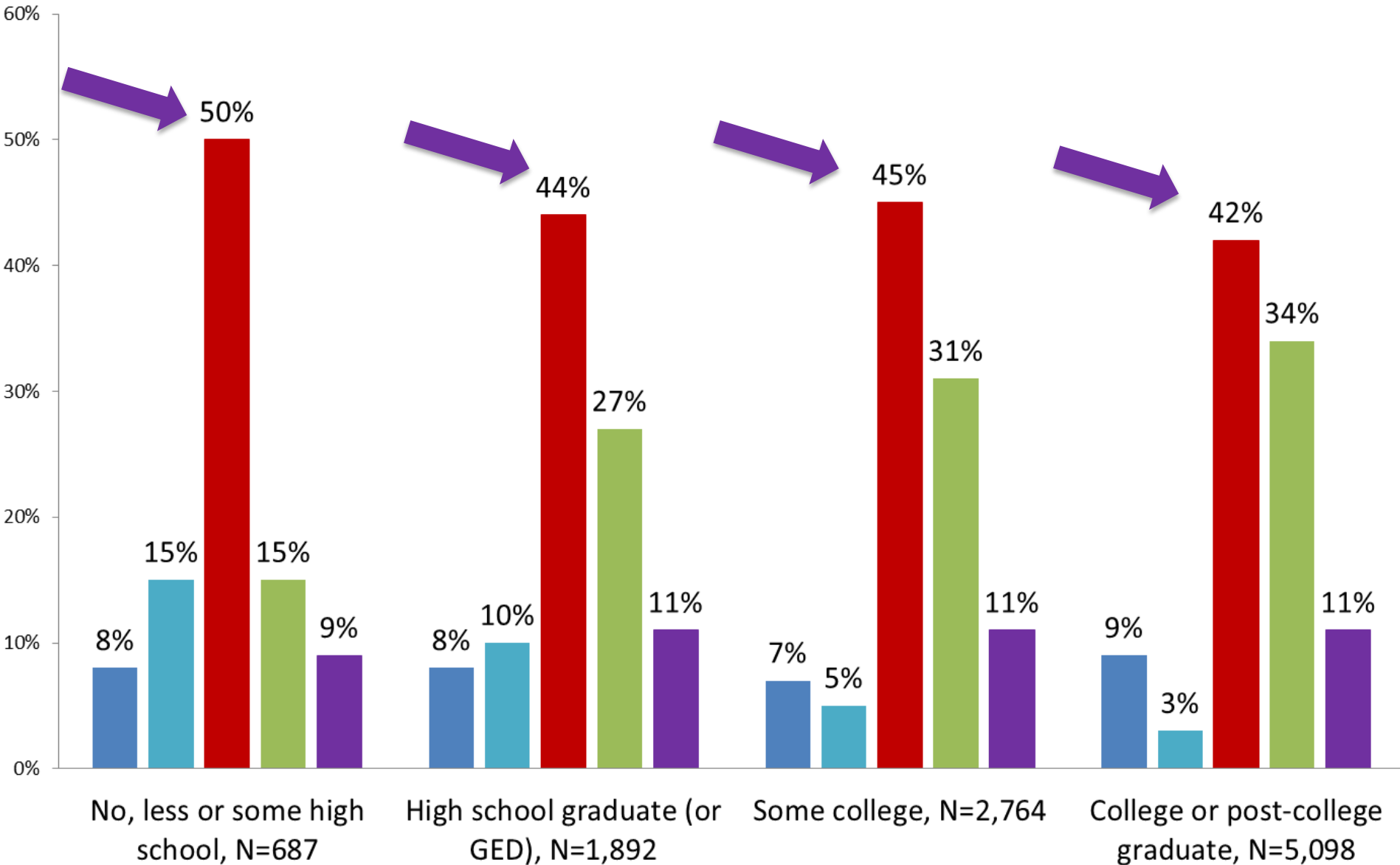
■ Don't Know ■ Not a problem ■ A serious problem ■ A moderate problem ■ A minor problem



By education, perception of marijuana use (%)

note: education levels combined into fewer categories

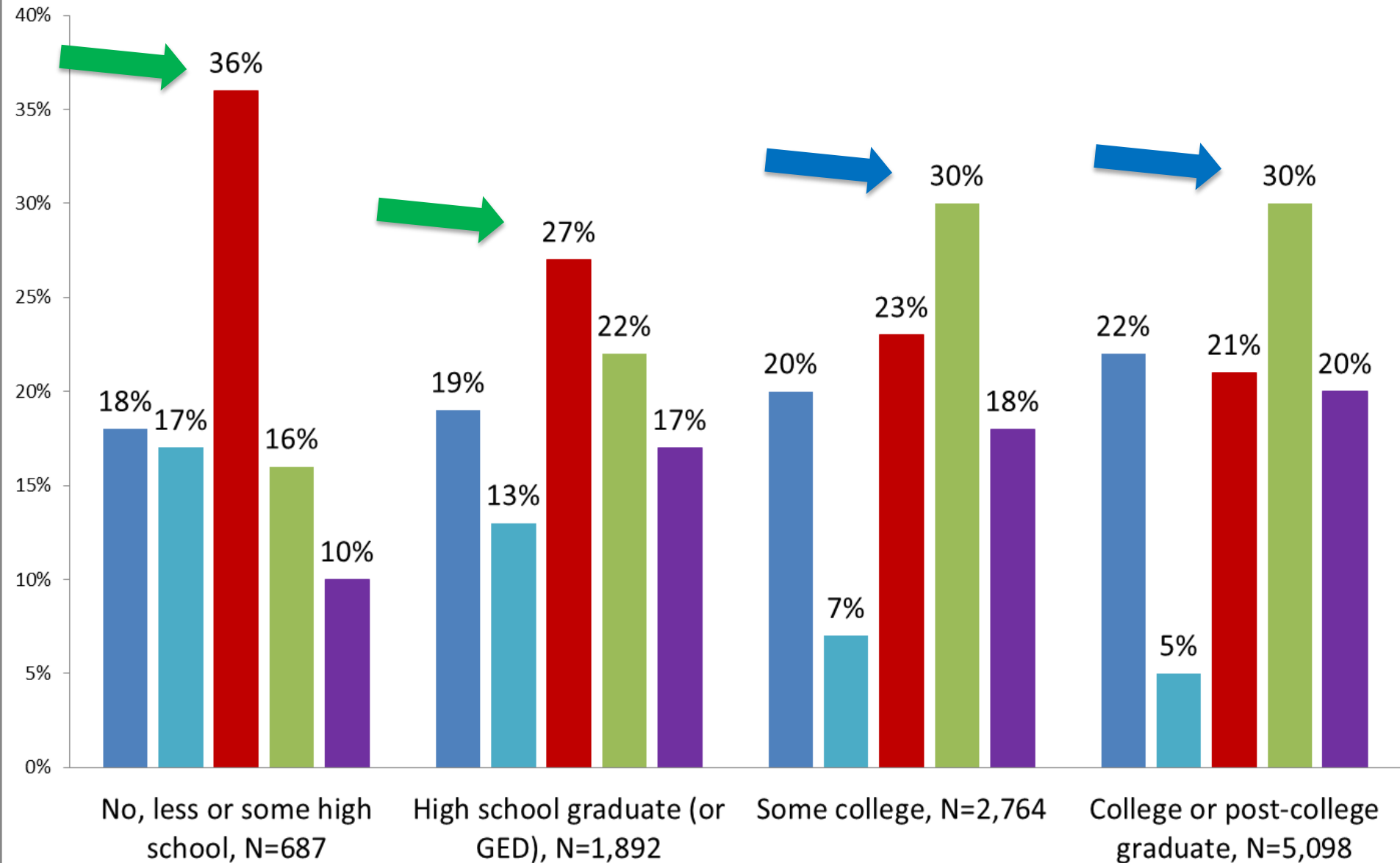
■ Don't Know ■ Not a problem ■ A serious problem ■ A moderate problem ■ A minor problem



By education, perception of prescription drug misuse (%)

note: education levels combined into fewer categories

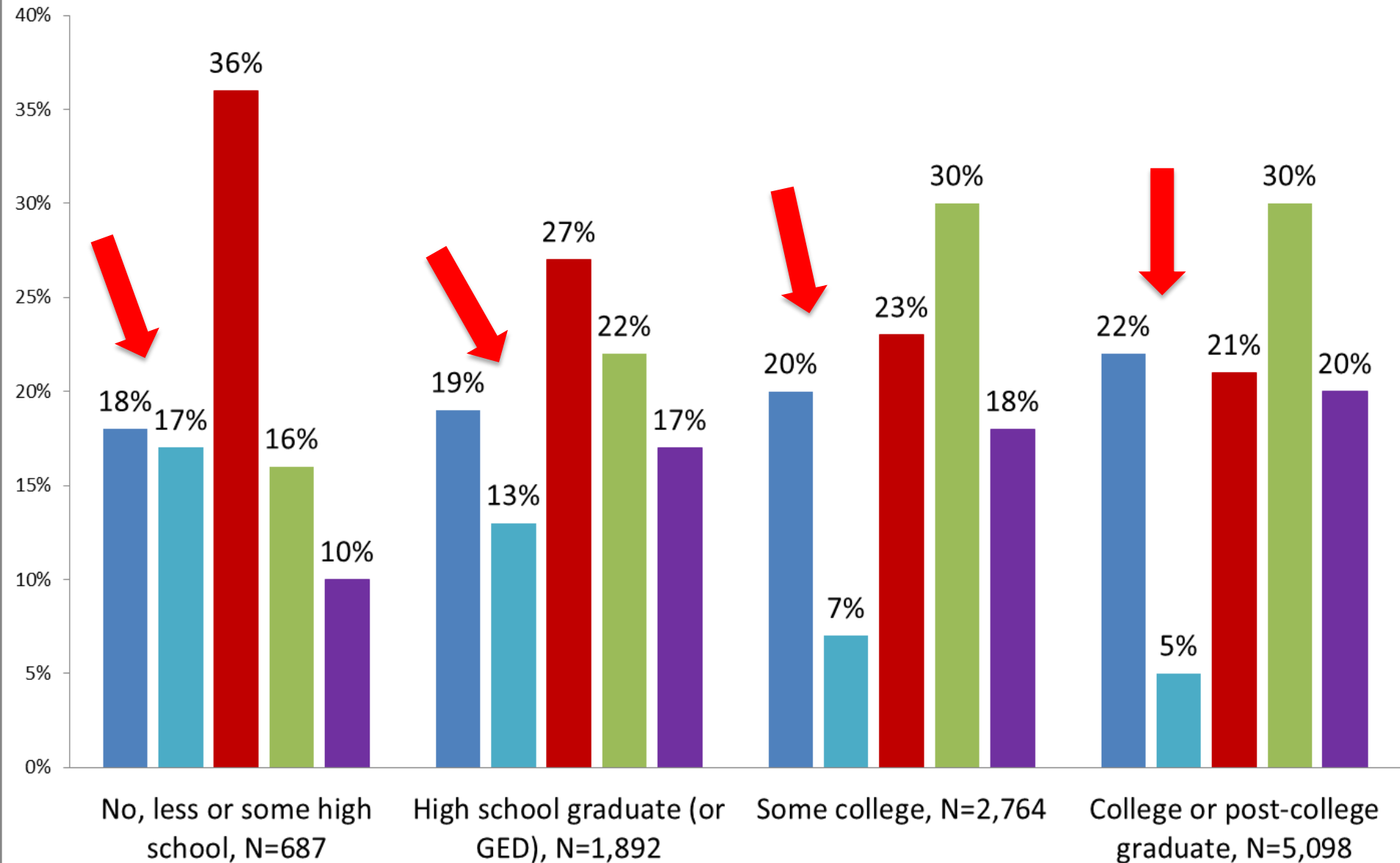
■ Don't Know ■ Not a problem ■ A serious problem ■ A moderate problem ■ A minor problem



By education, perception of prescription drug misuse (%)

note: education levels combined into fewer categories

■ Don't Know ■ Not a problem ■ A serious problem ■ A moderate problem ■ A minor problem





2015 State-level data Knowledge of Coalitions



2015 State-level data

Knowledge of Coalitions

There is a group of volunteers in your community who are working to reduce youth alcohol and other drug use. Are you aware of this group/coalition?

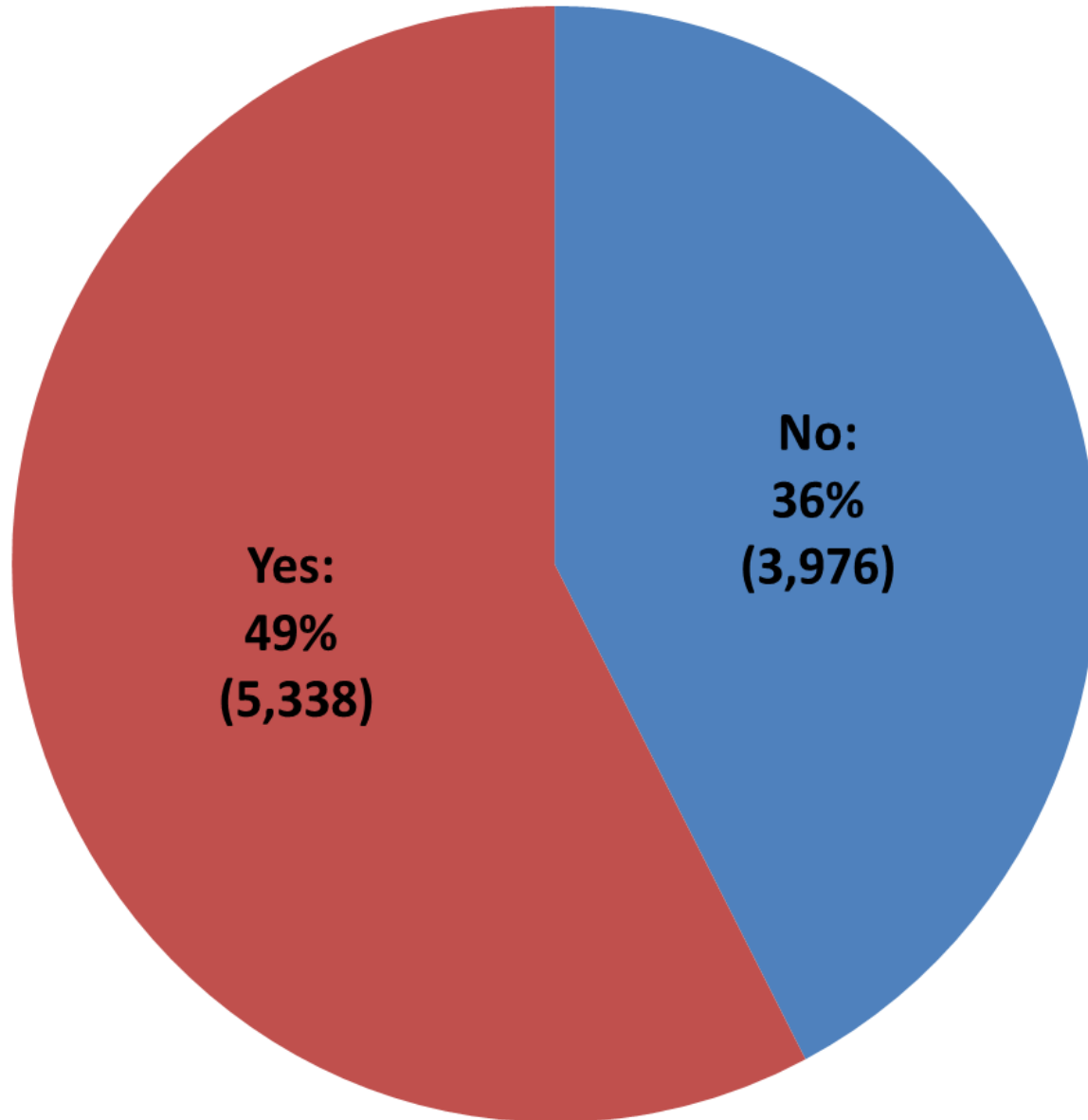
Yes

No

Don't Know

Knowledge of prevention coalition, percent (count)

■ No ■ Yes

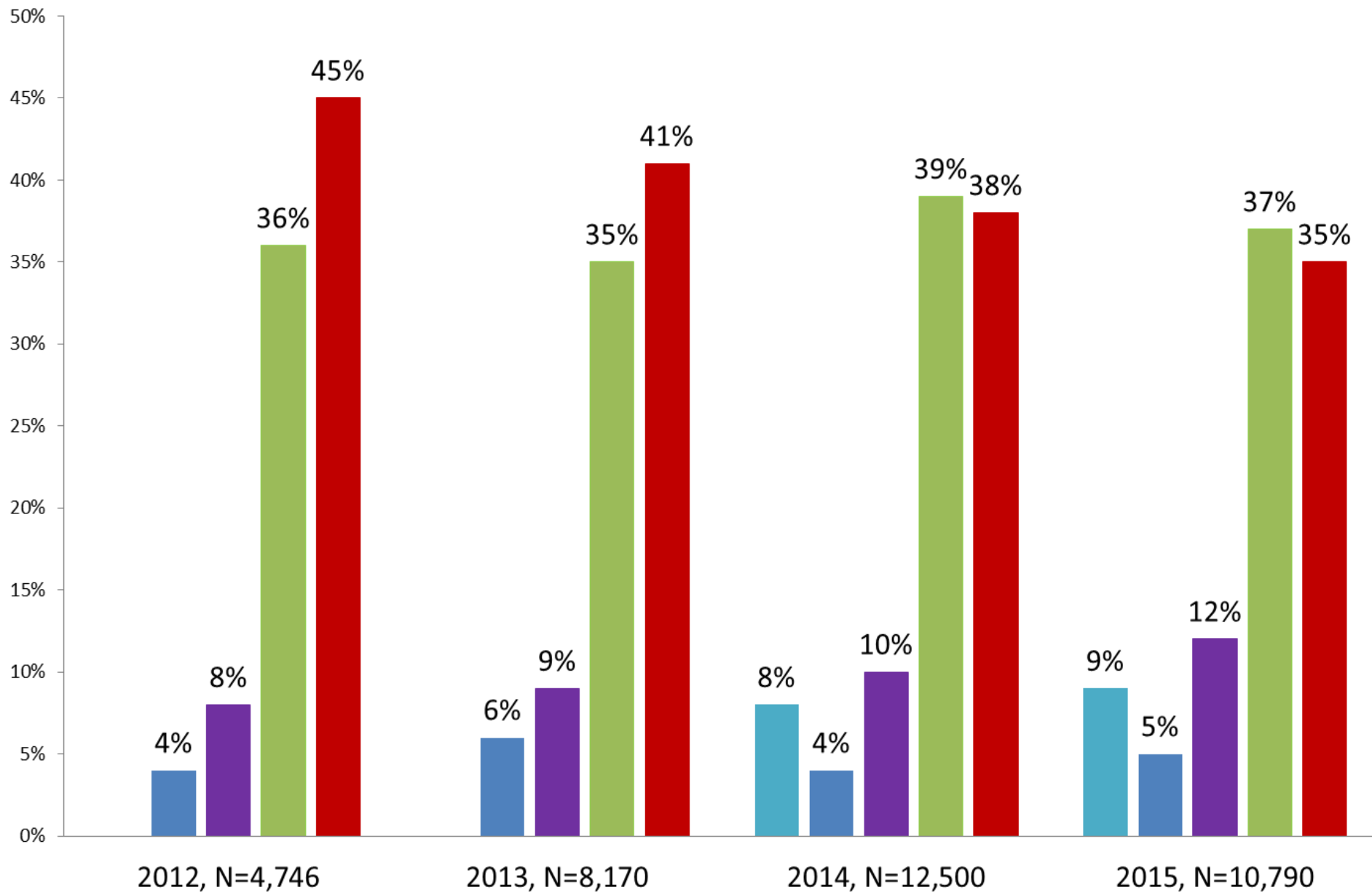




2012-2015 State-level data Respondent perceptions and knowledge of coalitions

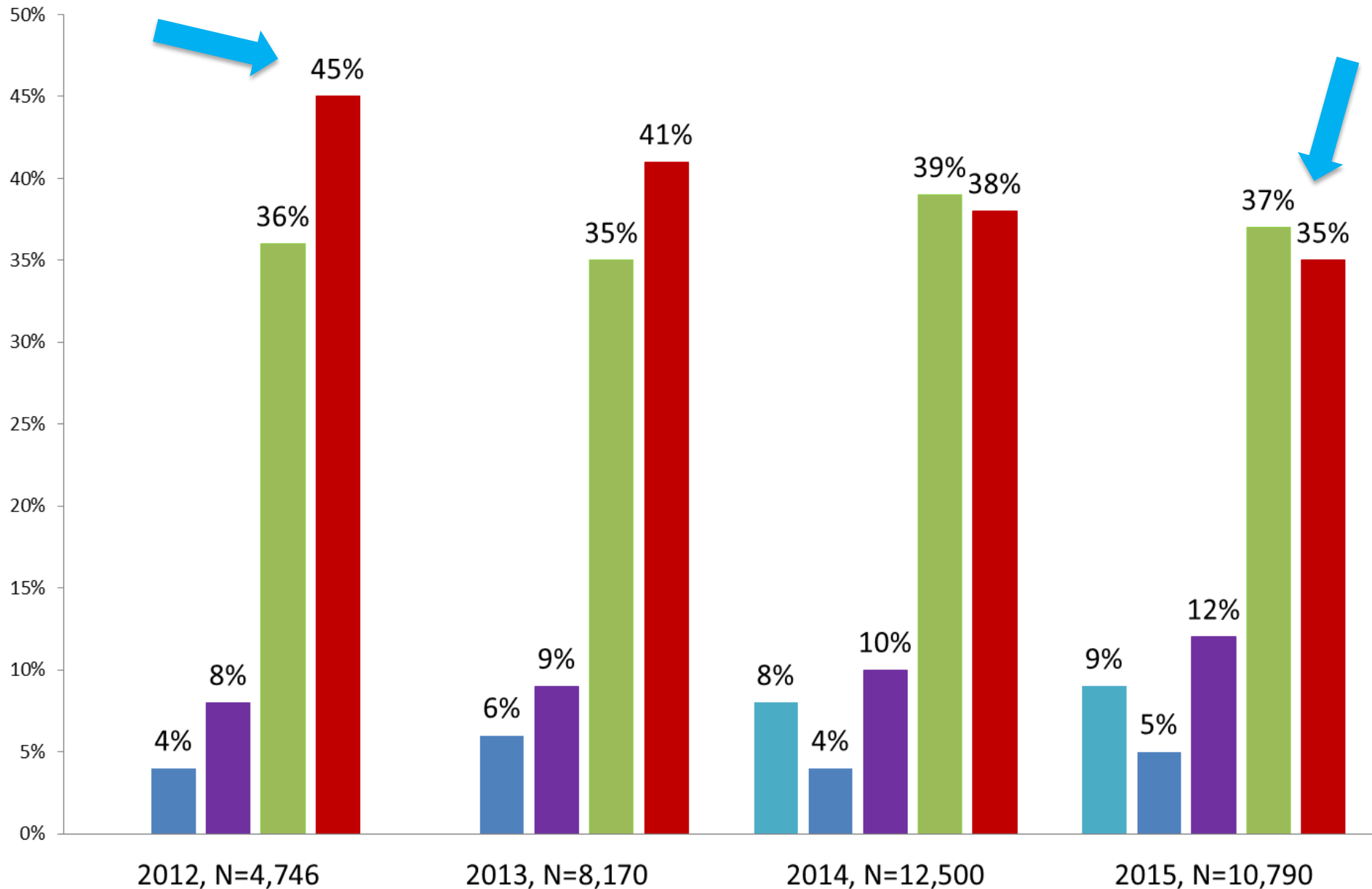
By survey year, perception of alcohol use (%)

■ Don't Know ■ Not a problem ■ A minor problem ■ A moderate problem ■ A serious problem



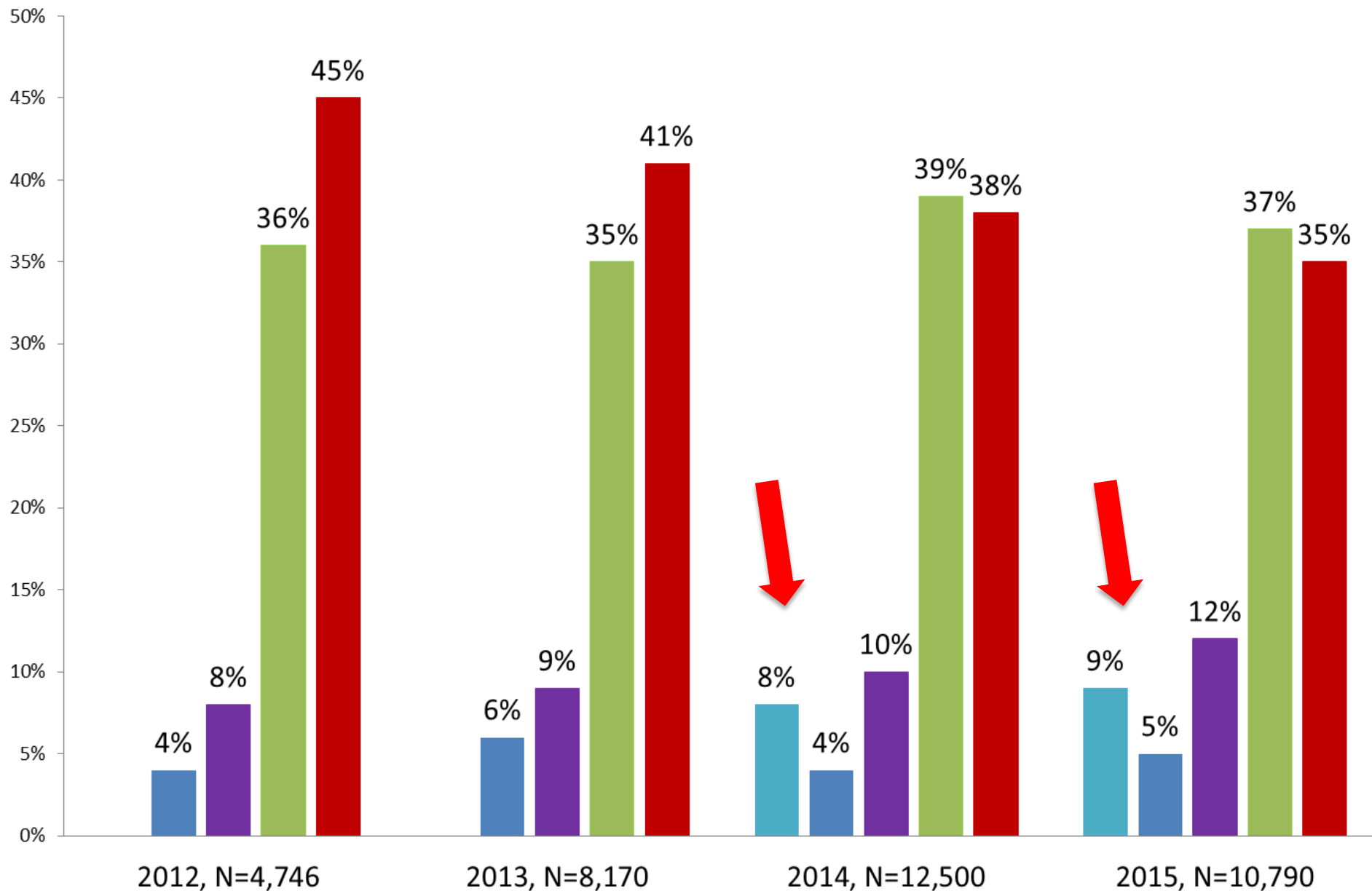
By survey year, perception of alcohol use (%)

■ Don't Know ■ Not a problem ■ A minor problem ■ A moderate problem ■ A serious problem



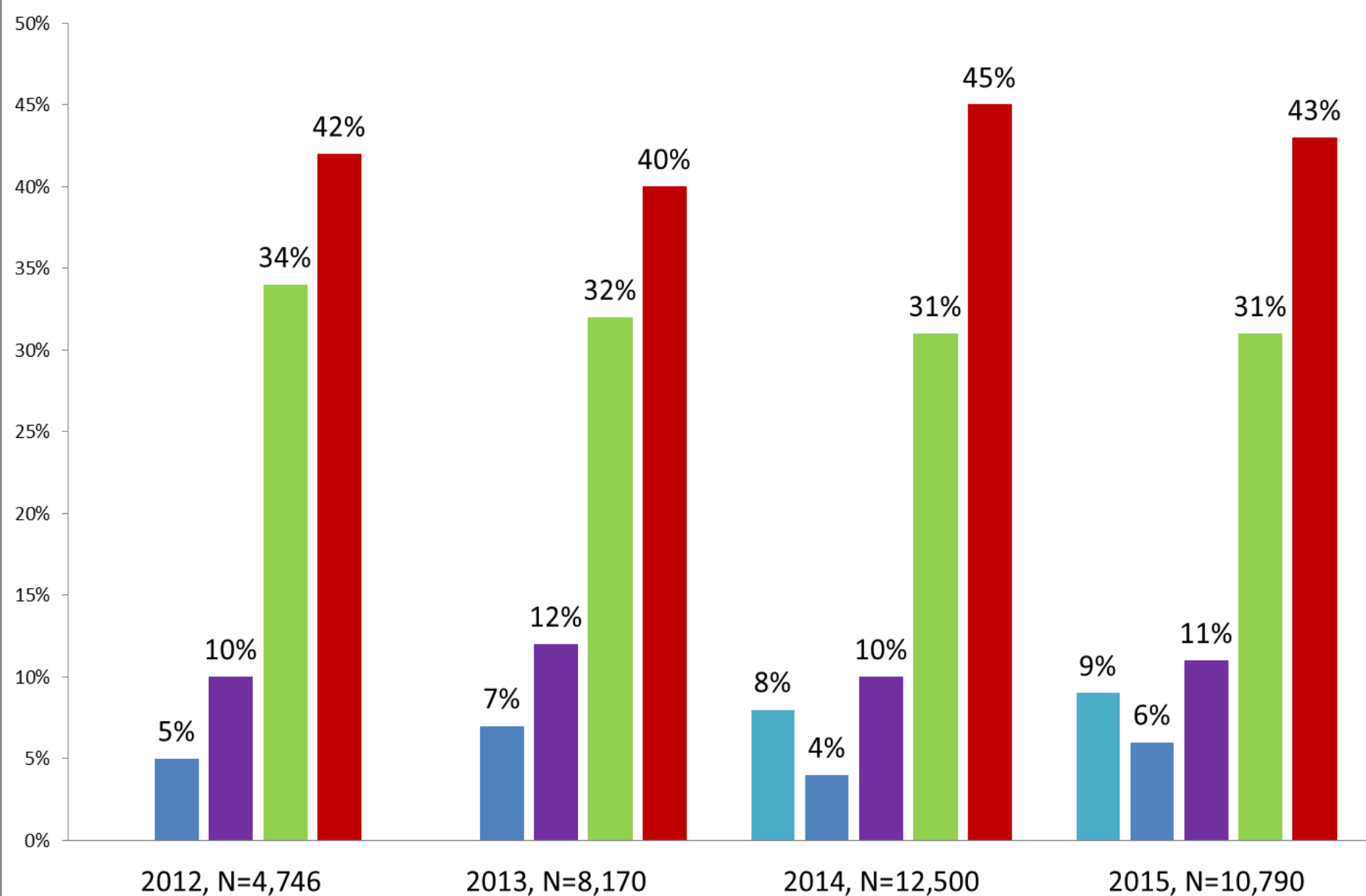
By survey year, perception of alcohol use (%)

■ Don't Know ■ Not a problem ■ A minor problem ■ A moderate problem ■ A serious problem



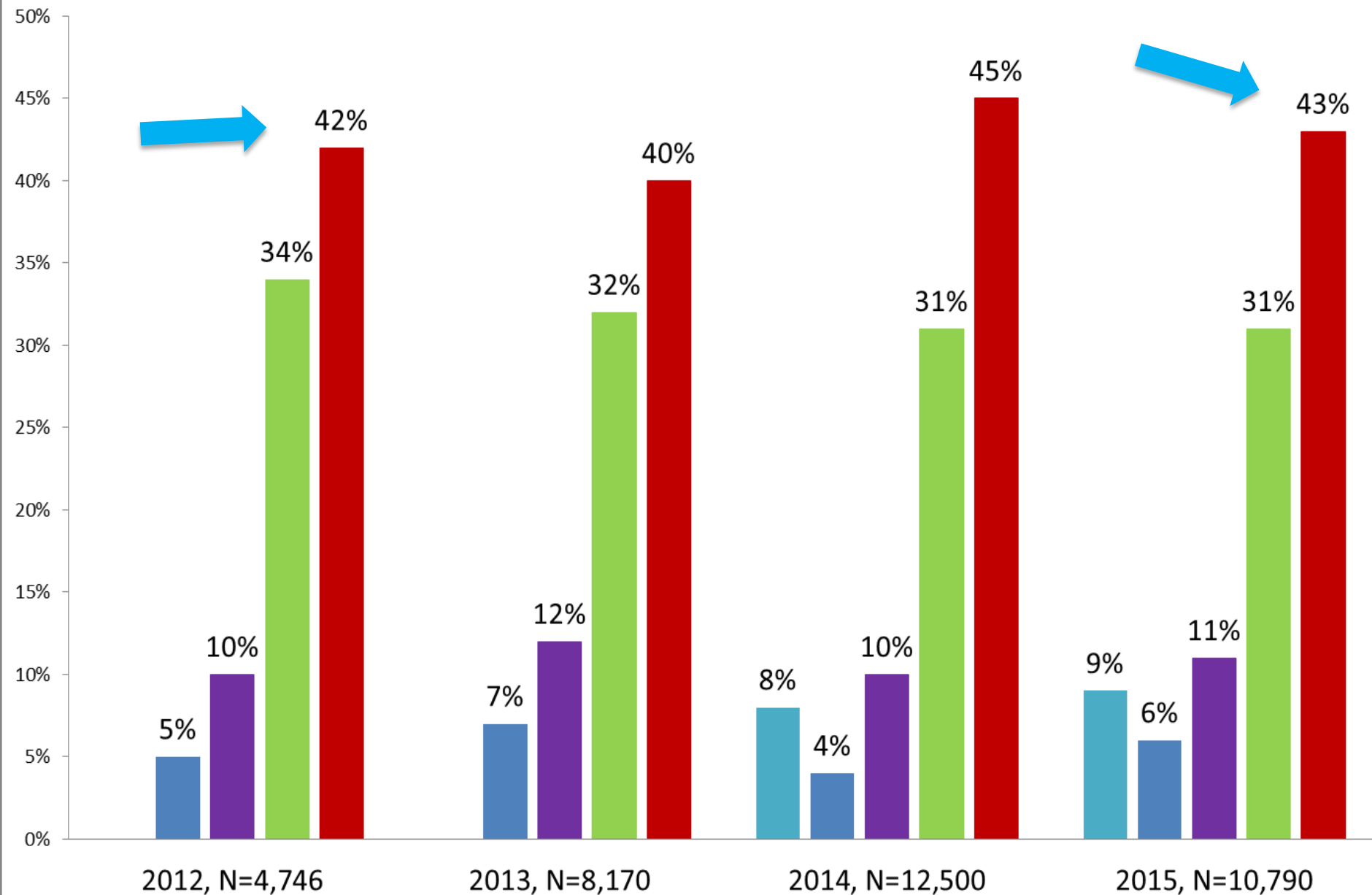
By survey year, perception of marijuana use (%)

■ Don't Know ■ Not a problem ■ A minor problem ■ A moderate problem ■ A serious problem



By survey year, perception of marijuana use (%)

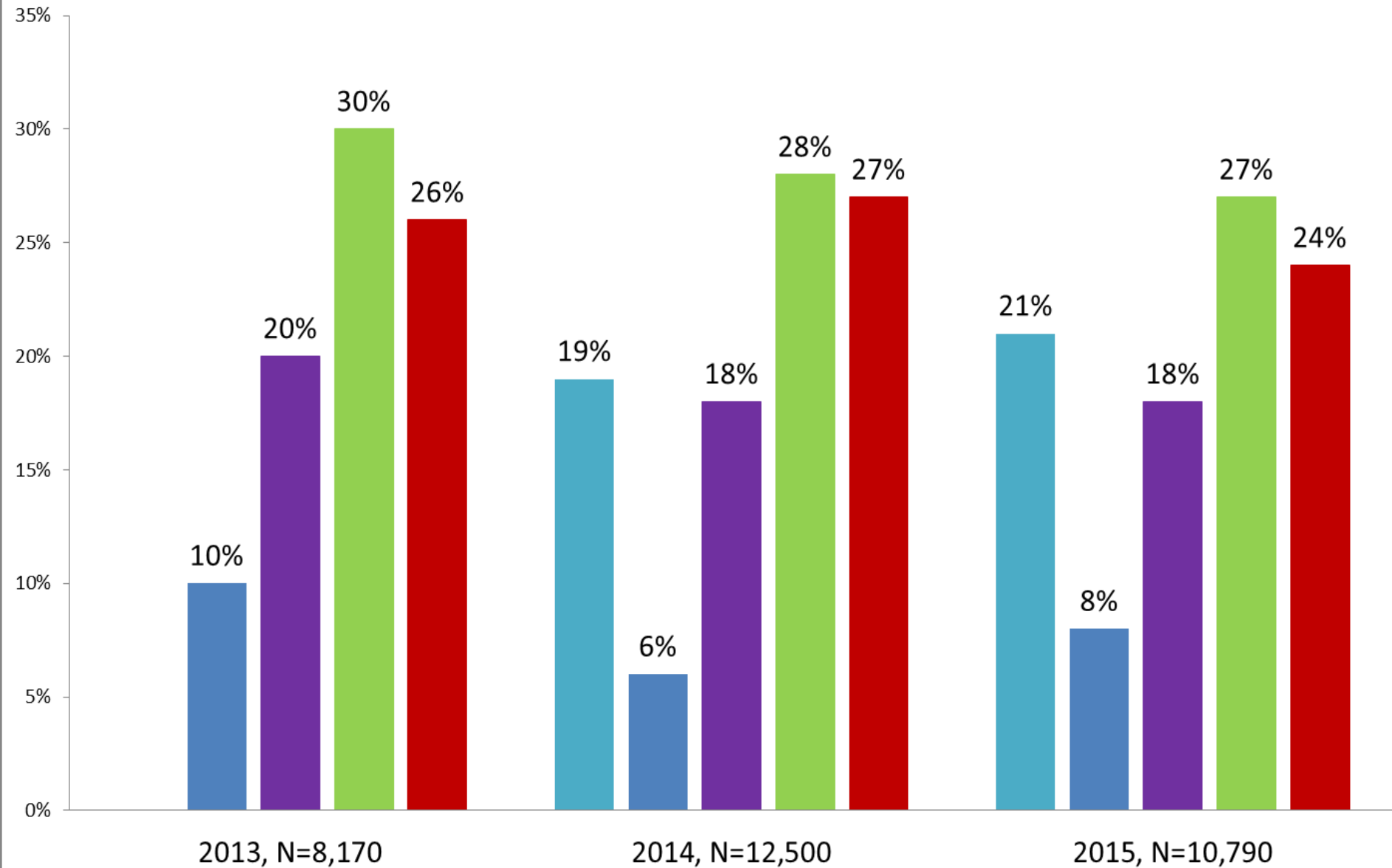
■ Don't Know ■ Not a problem ■ A minor problem ■ A moderate problem ■ A serious problem



By survey year, perception of prescription drug misuse (%)

note: Question not asked in 2012

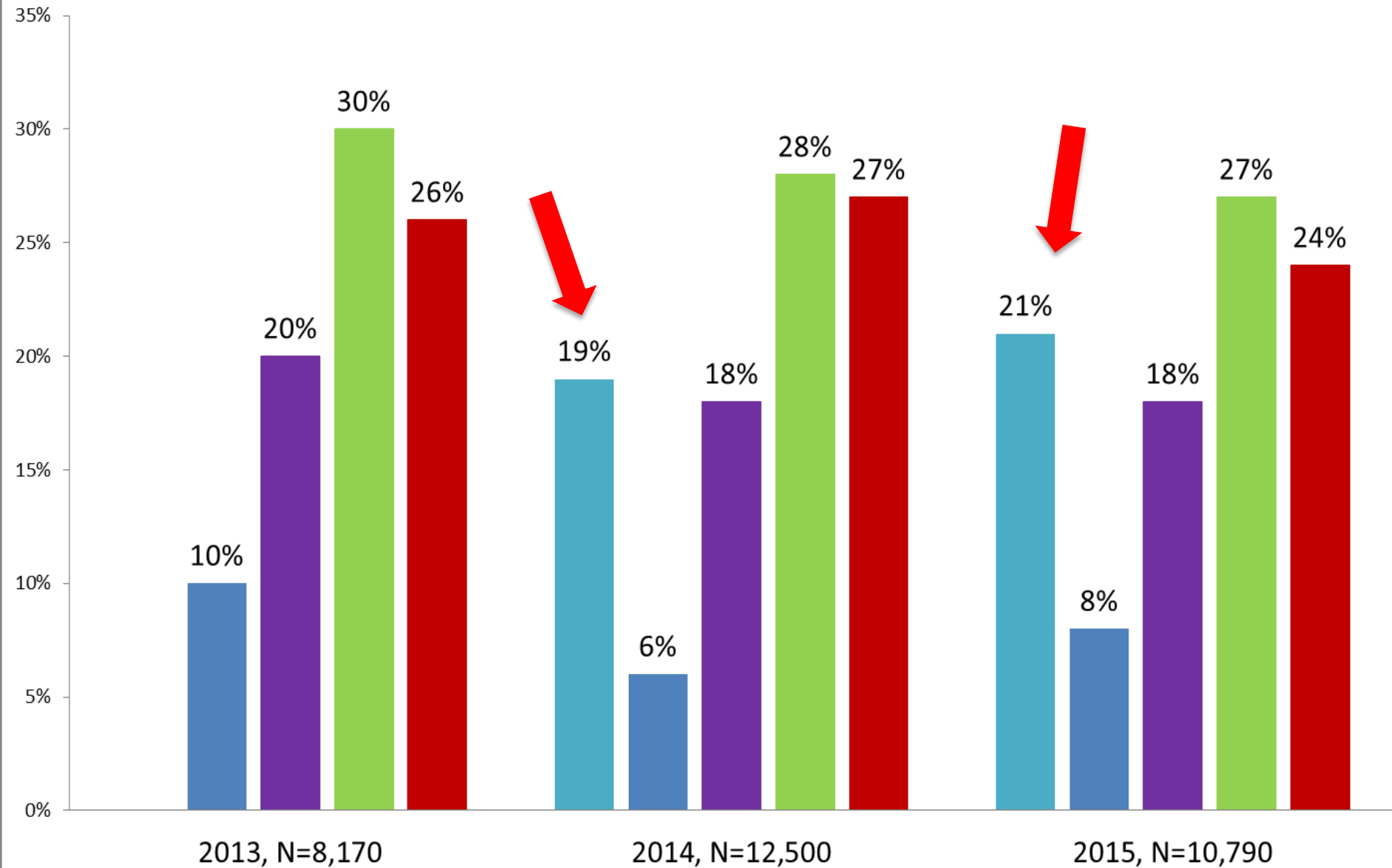
■ Don't Know ■ Not a problem ■ A minor problem ■ A moderate problem ■ A serious problem



By survey year, perception of prescription drug misuse (%)

note: Question not asked in 2012

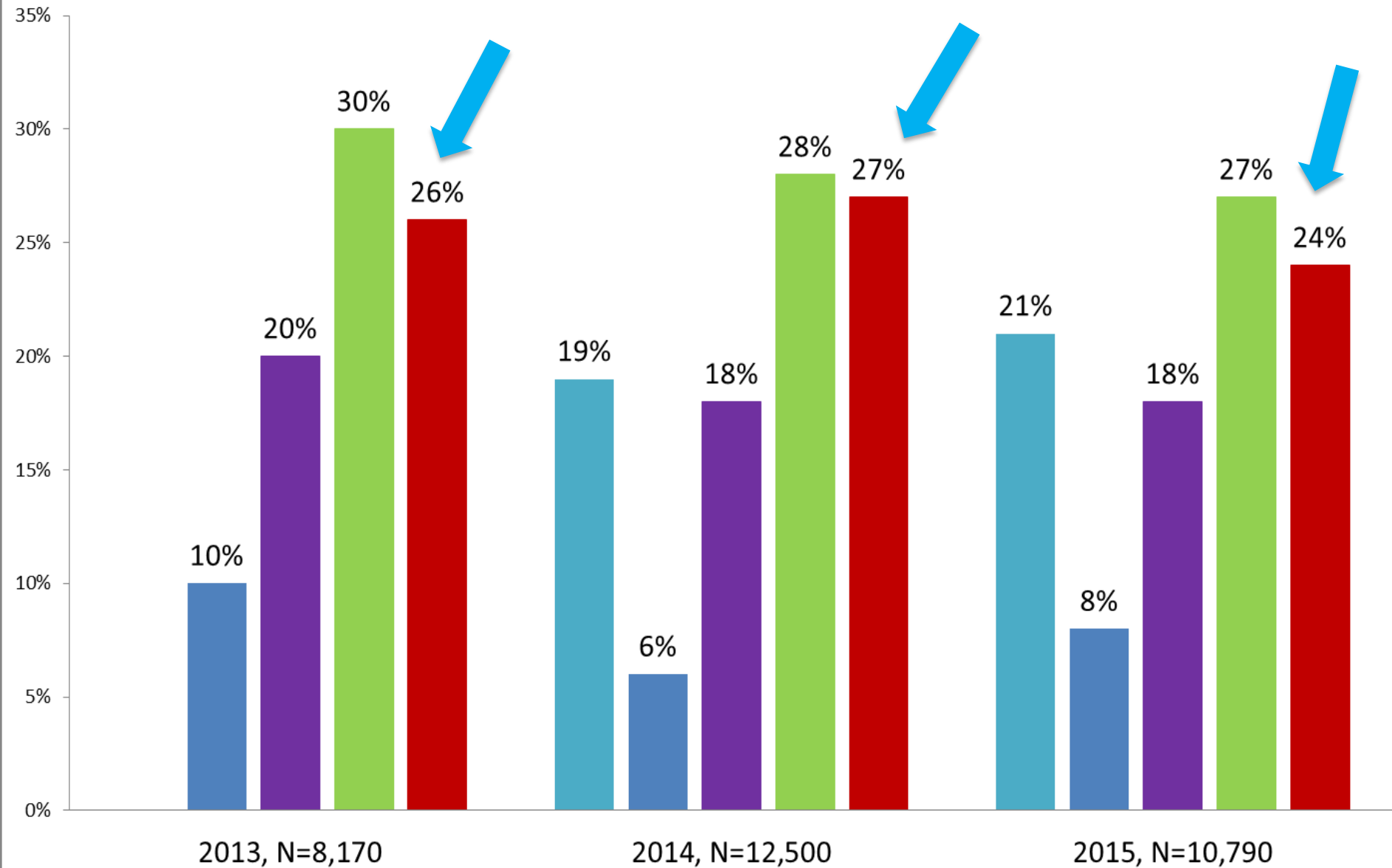
■ Don't Know ■ Not a problem ■ A minor problem ■ A moderate problem ■ A serious problem



By survey year, perception of prescription drug misuse (%)

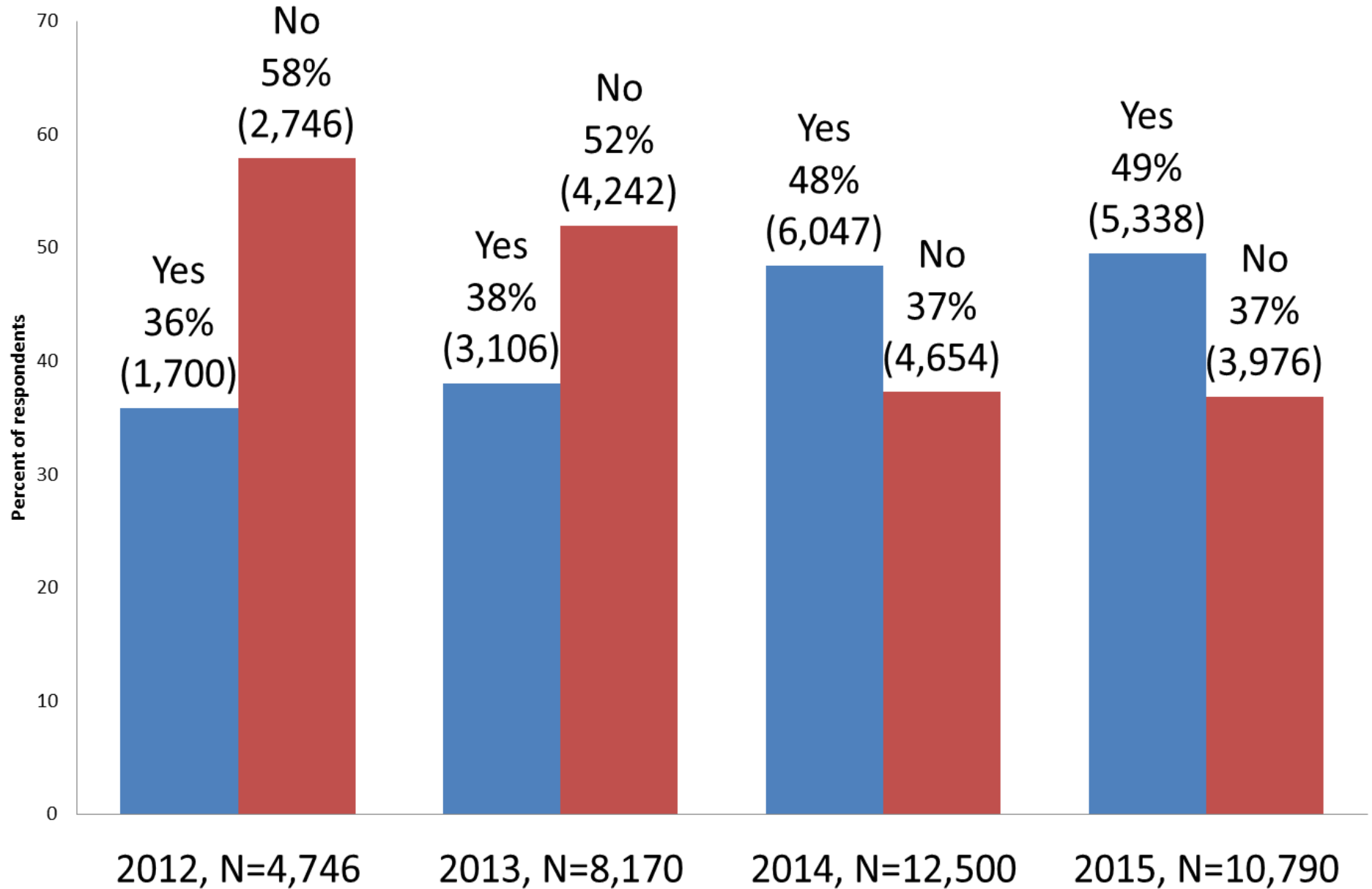
note: Question not asked in 2012

■ Don't Know ■ Not a problem ■ A minor problem ■ A moderate problem ■ A serious problem



Knowledge of prevention coalition, percent (count)

■ Yes ■ No





Concluding Thoughts



Conclusion

- Respondents are more likely to view alcohol and marijuana use as a problem
- Respondents are less likely to view prescription drug misuse as a problem
- Respondents are fairly evenly split on their awareness regarding local prevention efforts



Conclusion

- Community coalitions did well with meeting goals regarding numbers of respondents
- However, participants were most likely White women with a college education.
 - Recruiting of survey participants could focus on individuals with lower education levels
 - Recruiting could also focus on other racial or ethnic groups at all levels of education
- Questions?

Thank you!



Scott Waller | *DBHR Prevention Systems Integration Manager*

WORKFORCE DEVELOPMENT SURVEY OVERVIEW

Washington State Prevention Workforce Development Survey

Introduction



Introduction to Washington State Prevention Workforce Development Survey

This survey is designed to measure how workers in Washington State are presently meeting competencies that are generally associated with prevention work.

Measuring how workers in Washington State presently are meeting competencies that are generally associated with prevention work.

By participating in the survey you will also become eligible to win one of twenty \$25 incentives. The incentive awards will be selected randomly from all of the survey participants.

How long will it take to complete the survey? **April 27, 2016**

We estimate that it will take 25 - 30 minutes to complete the survey. You may start, stop, and then re-start the survey. So please clear adequate space on your calendar to take the survey from start to finish.

Scott Waller

Email this morning should have brought this link to you:

<https://www.surveymonkey.com/r/WashingtonWorkforceSurvey2016>

Second half hour of training time today has been intentionally left open so you can complete the survey during this meeting.

Survey is open today and will remain open until May 18, 2016.



Washington State Prevention Workforce Development Survey

Edit

Introduction

Over the past several years prevention efforts in Washington State have changed dramatically. There are changes both in the amount of prevention work that is being done as well as what kinds of work and which elements of the work are prioritized. These kinds of changes have brought different people to prevention work than in the past. Additionally, the changes in prevention work have created the need for different kinds of training and technical assistance to make sure that people can be successful in their work.

The survey is largely based on prevention competencies developed by the International Certification and Reciprocity Consortium (IC&RC) and the Substance Abuse Mental Health Services Administration. There may be times in the survey where you don't understand the questions because the language is different than you use. Please do the best you can. If you do not understand the question, please select the response, "Does not apply to me".

Why should you participate?

By participating in the survey you will also become eligible to win one of twenty \$25 incentives. The incentive awards will be selected randomly from all of the survey participants.



How long will it take to complete the survey?

We estimate that it will take 25 - 30 minutes to complete the survey. It is not possible to start, stop, and then re-start the survey. So please clear adequate space on your calendar to take the survey from start to finish.

There is a display at the bottom of each page that will display the percentage of the survey that you have completed.

What questions will you be asked?

You'll be asked to respond to questions about a wide range of prevention competencies. We ask that you complete all the questions in the survey. If a question does not apply to you, choose the response option, "Does not apply."

How will your information be used?

Responses from this survey will be used by multiple state agencies - and other organizations - to identify training and technical assistance needs in the prevention workforce. Once those training and technical assistance needs are identified, the state agencies will each determine how they can best address the identified needs. In many cases, the agencies will combine efforts to address identified training and technical assistance priorities.



Let's start the survey!

*** Which of the following most accurately describes the level at which you do most of your prevention-related work.**

- State (state agency, or, services you provide impact the entire state)
- Regional (sub-state level, but larger than a county, e.g., Educational Service District)
- County
- School district
- Sub-county (individual town or coalition)
- School building
- Tribe or Reservation
- Other (please specify)

**Choose level at which you
provide prevention
services.**



* Which of the following statements is most true about you?

There are six (6) statements below that describe critical elements of several types of prevention-related jobs in Washington State.

Please read each of the statements and then select the one that is most like the prevention-related work that you do. The questions you answer on the survey will be based on this response, so please choose the statement that most like the prevention work you primarily do.

- My work consists primarily of assisting coalitions and other organizations to assess program needs, implement programs and evaluate results. Additionally, my work involves supporting a coalition's meetings, membership and occasionally delivering services for a coalition (e.g., Community Prevention and Wellness Initiative (CPWI) coalition coordinators, Drug-free Communities coalition (DFC) coordinators).
- My work is primarily about implementation of direct prevention services such as parenting education, school curricula or after-school clubs. (e.g., home visiting services, parent educators, community-based organizations delivering prevention services to health educators).
- My work primarily involves identifying students having difficulty, screening their needs, running support groups and referring them to additional services, when necessary. (e.g., student assistance specialists, prevention/interventionists).
- My work primarily involves working with educational professionals and community members to fund, coordinate and direct school-based substance abuse prevention and other school-based prevention and intervention efforts.
- My work in prevention is primarily focused on tribal communities or tribal settings.
- My work is primarily focused on environmental prevention and/or policy advocacy.
- My work is primarily focused on traffic safety.

**Choose job description
– First one is CPWI
coalitions, Third is
Student Assistance
Specialists**

CPWI Coalition
Coordinator

Student Assistance
Specialist



A2.1 Data Gathering

Name of the competency

Definition - gather data for planning, implementing or reporting of interventions.

Definition of the competency

* How **important** is data gathering to your overall work?

Very Important (a lot of other tasks are based on this.)	Somewhat Important (some other tasks are based on this.)	Not Very Important (a few other tasks are based on this.)	Not Important At All (No other tasks are based on this.)	Does not apply
<input type="radio"/>	<input type="radio"/>	<input type="radio"/>	<input type="radio"/>	<input type="radio"/>

* How **often** do you use data gathering in your work?

Very Often (at least weekly)	Somewhat often (at least monthly)	Not very often (at least every 6 months)	Hardly ever (at least every 12 months)	Does not apply
<input type="radio"/>	<input type="radio"/>	<input type="radio"/>	<input type="radio"/>	<input type="radio"/>

* How **confident** do you feel using data gathering?

Very Confident (no training and/or technical assistance)	Somewhat confident (could improve with some training and/or technical assistance)	Not Very Confident (can do this with training and/or technical assistance)	Not Confident At All (Cannot do this even with training and/or technical assistance)	Does not apply
<input type="radio"/>	<input type="radio"/>	<input type="radio"/>	<input type="radio"/>	<input type="radio"/>



Analysis of Gaps

High Importance vs. Low Frequency or Low Confidence

(Possible remedy – training/TA or contract language)

High Frequency vs. Low Importance or Low Confidence

(Possible remedy – training/TA of contract language)

High Confidence vs. Low Importance or Low Frequency

(Possible remedy – training/TA)



Third hour of meeting today...

1. **Dr. Jeff Linkenbach, Introduction to Positive Social Norms, 11 – 11:30 AM**
2. **Second half hour of training time (11:30 AM – 12 PM) has been intentionally left open so you can complete the survey during this meeting.**

<https://www.surveymonkey.com/r/WashingtonWorkforceSurvey2016>

Questions?

Contact Information

Scott Waller, MEd



DSHS/Division of Behavioral Health
and Recovery

(360) 725-3782

Scott.waller@dshs.wa.gov



Thank You!





Jackie Berganio | *Community Coordinator, King County Department of Community & Human Services Behavioral Health & Recovery Division*

INVITATION TO JOIN CONVERSATION



Opportunity to share community/school news and progress

COMMUNITY SHARING