

Community Prevention and Wellness Initiative (CPWI) Outcome Evaluation

Prepared by:
IMPACT Research Lab
Washington State University
November 2018

Presented by:
Brittany Cooper, PhD
Britany.cooper@wsu.edu



TODAY'S PRESENTATION

- Our Background
- Brief Overview Of CPWI
- Overview of Evaluation
- Evaluation Questions and Results
- Take Home Messages

OUR BACKGROUND

- IMPACT research lab at WSU
 - **IM**proving **P**revention through **ACT**ion
 - Prevention Science faculty and graduate students at WSU
- Goal: translation of research to real-world practice
 - How can we close the gap between research and practice?
 - How can we help effective prevention reach the widest audience possible?
- Collaboration with DBHR since 2003



BRIEF OVERVIEW OF CPWI

- Targeted prevention efforts in communities designated as high need
- DBHR provided funding, training, and technical assistance to substance abuse prevention coalitions
- All CPWI communities required to implement evidence-based programs and practices
- Now 6 cohorts and 82 CPWI communities across the state



OVERVIEW OF EVALUATION

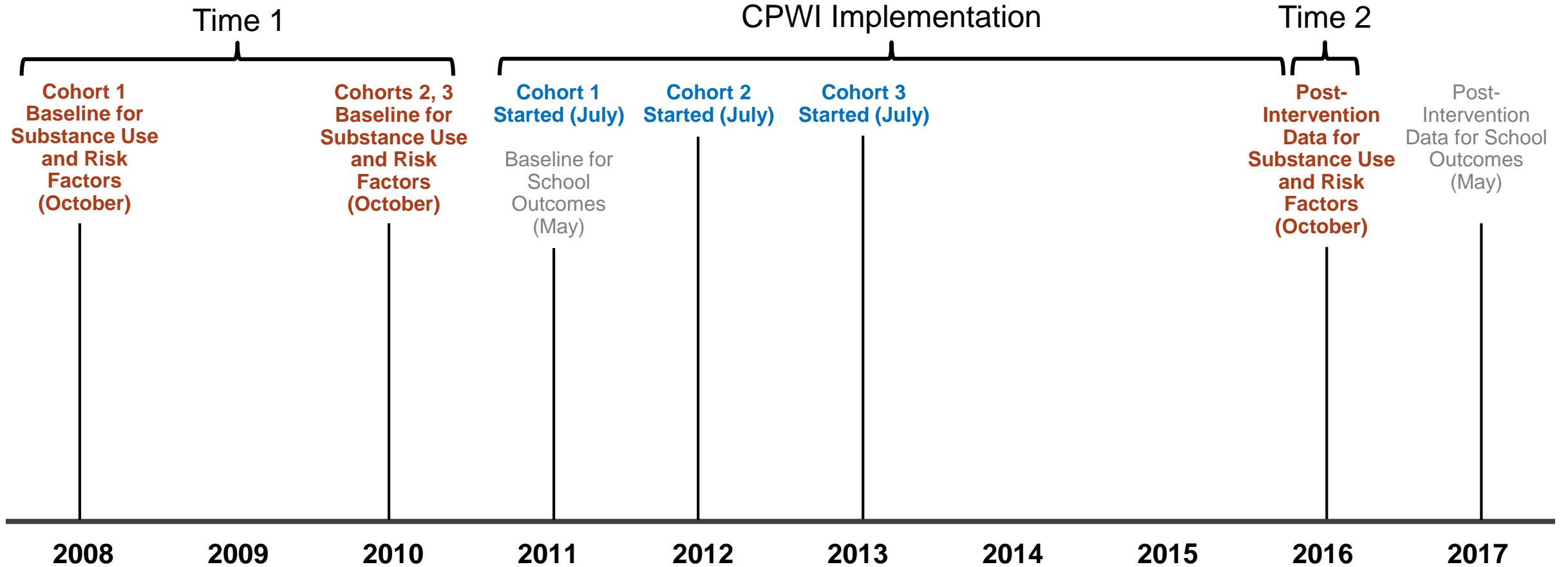
- Selected 10th grade as “sentinel” outcome group
- Examined the effects of CPWI on Cohorts 1-3
- Evaluation Question 1 focuses on substance use outcomes and related risk factors
- Evaluation Question 2 focuses on school outcomes

EVALUATION QUESTION 1

- Have substance use and related risk factors changed significantly from baseline to 2016 (post-intervention time point) for 10th grade students in Cohorts 1, 2, and 3?
 - Substance use: Alcohol, Cigarettes, Marijuana
 - Risk factors: Peer-Individual, Family, School, Community



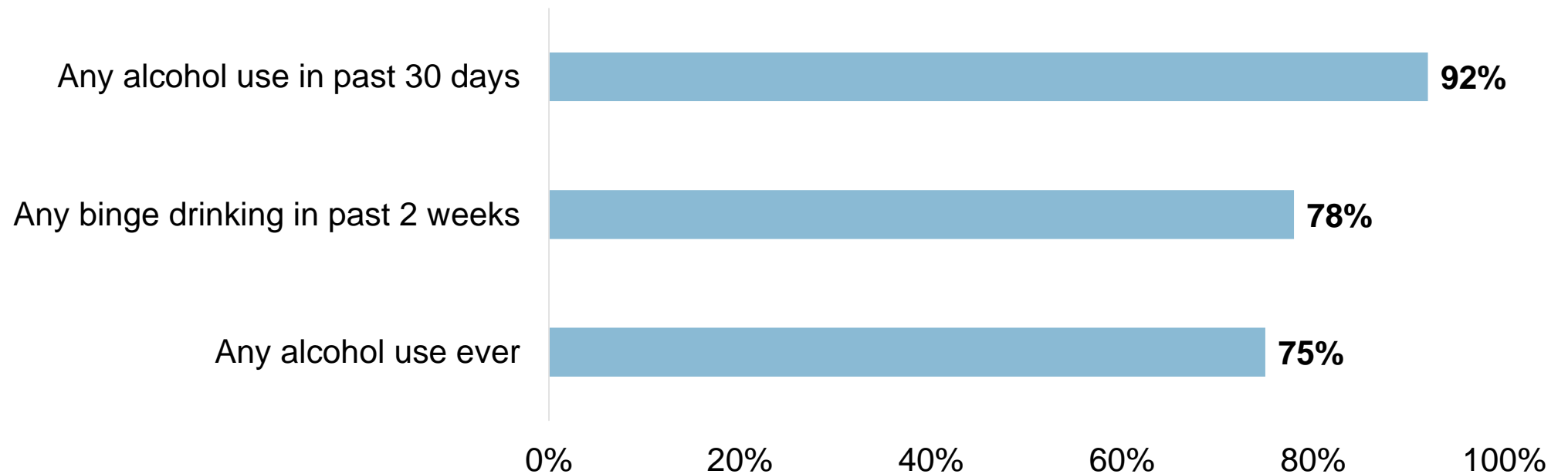
TIMELINE: Cohorts 1-3



RESULTS: COHORT 1

- A majority of results were either positive or neutral for all 16 communities with adequate sample size for at least one outcome.

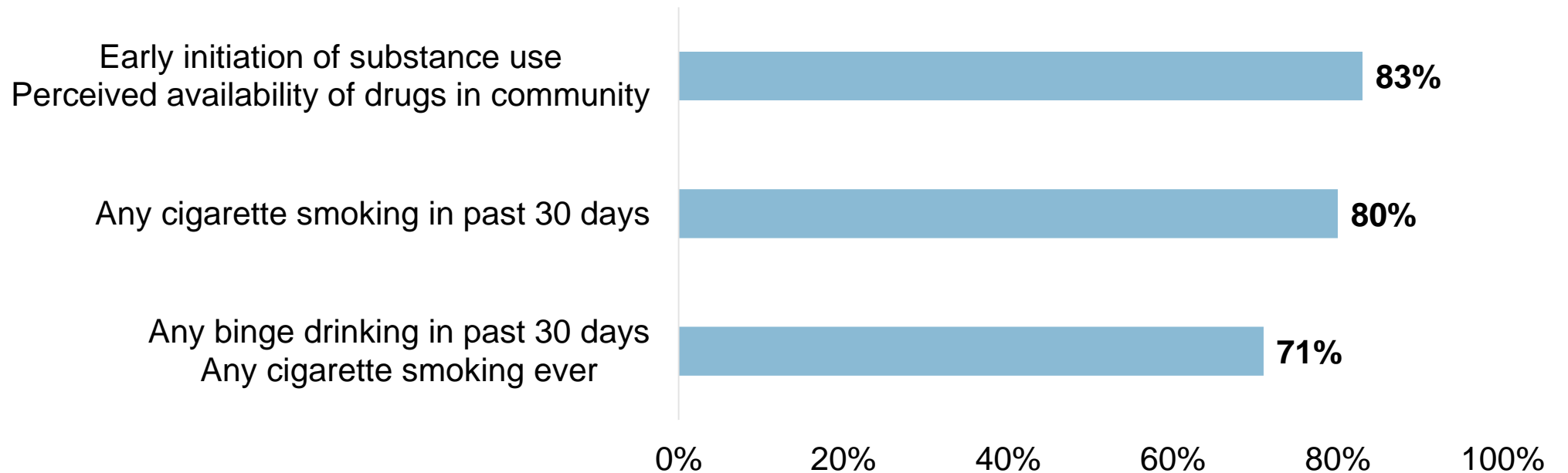
Percent of Communities with Positive Change



RESULTS: COHORT 2

- A majority of results were either positive or neutral for all 12 communities with adequate sample size for at least one outcome.

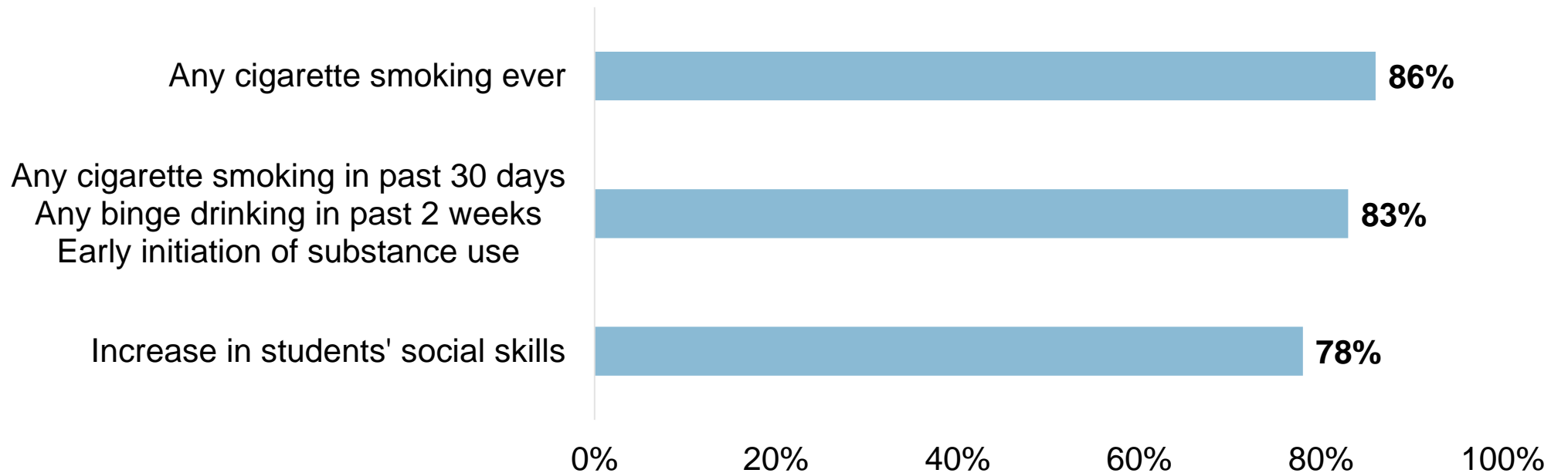
Percent of Communities with Positive Change



RESULTS: COHORT 3

- A majority of results were either positive or neutral for all 11 communities with adequate sample size for at least one outcome.

Percent of Communities with Positive Change

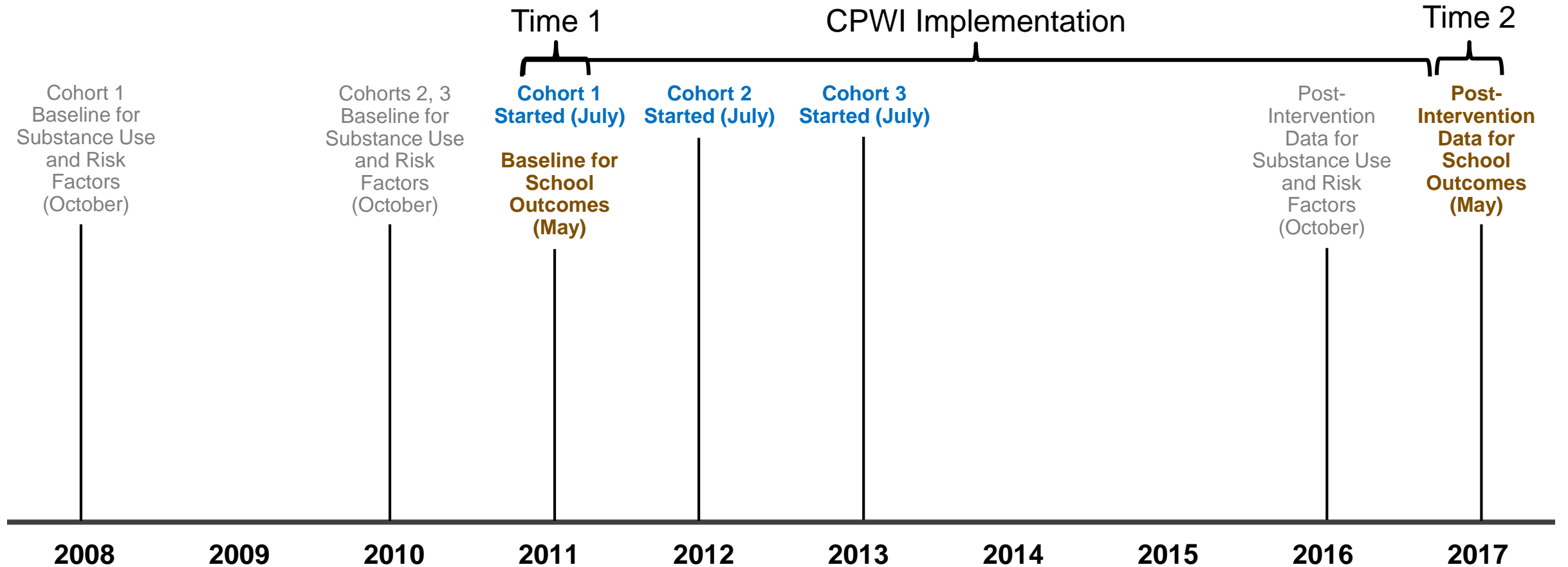


EVALUATION QUESTION 2

- Have school outcomes changed significantly from baseline to 2016 (post-intervention time point) for 10th grade students in Cohorts 1, 2, and 3?
- At baseline, CPWI was at significantly higher risk than other similar communities on a number of school outcomes. Had CPWI Cohort 1 communities closed the gap by post-intervention time point?
 - School Outcomes: 4- and 5-year on-time graduation and dropout rates



TIMELINE: Cohorts 1-3



RESULTS: COHORT 1, 2, & 3

	Cohort 1			Cohort 2			Cohort 3		
	T1	T2	Improved?	T1	T2	Improved?	T1	T2	Improved?
4-Year Graduation	76%	83%	Yes	75%	79%	No change	78%	81%	No change
4-Year Dropout	14%	10%	Yes	15%	13%	Yes	12%	10%	Yes
5-Year Graduation	78%	85%	Yes	77%	83%	Yes	81%	86%	Yes
5-Year Dropout	19%	12%	Yes	19%	14%	Yes	16%	11%	Yes

Time 1 (T1) = baseline

Time 2 (T2) = post-intervention time point

RESULTS: COHORT 1

School Outcome	Was CPWI at higher risk than other communities at T1?	Was CPWI at higher risk than other communities at T2?	Did CPWI close the gap?
4-year on-time graduation rate	Yes	No	Yes
4-year dropout rate	Yes	No	Yes
5-year on-time graduation rate	Yes	No	Yes
5-year dropout rate	Yes	No	Yes

Time 1 (T1) = baseline

Time 2 (T2) = post-intervention time point

TAKE AWAY MESSAGE

- CPWI communities have experienced improvements on many youth substance use and related risk factors.
- CPWI communities that have been implementing the model for a longer amount of time have seen more positive changes in school outcomes.

CPWI Evaluation Handouts

- Communicating with external stakeholders
 - CPWI's Impact on Adolescent Substance Use (Cohorts 1-3)
 - CPWI's Impact on Graduation & Drop-out Rates (Cohort 1)
- Communicating with coalition members
 - CPWI's Impact on Adolescent Substance Use & School Outcomes (Cohorts 1-3)

